CROWN

PRODUCT CATALOG



GLOBAL PRESENCE



20 offices worldwide

31 service offices worldwide

65,000+ systems and products are deployed globally

200+ MW installed

300+ employees across the globe

500+ trusted partners

MISSION

Delivering superior power products with quality, innovation, and customer satisfaction at the core.

VISION

Quality, Innovation, Customer focus, Sustainability.

VALUE

Driving global progress with reliable, efficient, and sustainable energy solutions.



WE DELIVER

1 **Reliable Power**
Stable power for mission-critical operations and data.

2 **Smarter Energy Use**
Control energy costs with efficient, intelligent systems.

3 **Always-On Performance**
High availability and strong uptime for key sites.

4 **Backup Ready**
Built-in backup power for homes, offices, and industry.

5 **Modern Power Systems**
Upgrade infrastructure to improve performance across the power chain.

Single Phase Off-Grid Inverter

XAVIER

1.5KW
3KW



Easy installation, one battery 12VDC (1.5KW)	Smart Battery Equalization
BMS Built-in BMS for 3kW	Built-in Wi-fi (3KW)
Anti Dust Kit	MPPT Voltage Range 30~400
Max Efficiency 93%	PF1 Output power factor 1
2.5" LCD with touch pad	



XAVIER

1.5KW
3KW

MODEL NAME	XAVIER-1.5KW-PF1	XAVIER-3KW-PF1
RATED POWER	**1500VA/1500W**	**3000VA/3000W**
INPUT		
Voltage	230VAC	
Selectable voltage range	170 ~ 280VAC (for personal computers) 90 ~ 280VAC (for home appliances)	
Frequency range	50 Hz / 60 Hz (auto sensing)	
OUTPUT		
AC voltage regulation (batt. mode)	230VAC ± 5%	
Output power	1500W with PV & battery 1200W with battery only	3000W
Surge power	2400VA	6000VA
Efficiency (peak)	93%	
Transfer time	10ms (for personal computers)	
Waveform	Pure sine wave	
BATTERY		
Battery voltage	12VDC	24VDC
Floating charge voltage	13.5VDC	27VDC
Overcharge protection	16VDC	32VDC
Battery type	Lithium / Lead-acid	Lithium / Lead-acid
SOLAR CHARGER & AC CHARGER		
Solar charger type	MPPT	MPPT
Max. PV array open circuit voltage	400VDC	450VDC
Max. PV array power	2500W	3000W
MPPT range @ operating voltage	30 ~ 400VDC (30V ~ 60V with battery)	60 ~ 400VDC
Max. solar charge current	80A	100A
Max. AC charge current	80A	80A
Max. charge current	80A	100A
GENERAL SPECIFICATION		
Dimension, D*W*H (mm)	90*288*357	100*288*390
Net weight (Kgs)	6.6	7.5
Communication interface	RS232	
OPERATING ENVIRONMENT		
Humidity	5% to 95% relative humidity (non-condensing)	
Operating temperature	-10°C to 50°C	
Storage temperature	-15°C to 60°C	

Single Phase Off-Grid Inverter

XAVIER 2.5kW



- Easy installation, with 12VDC battery
- Smart Battery Equalization
- Battery activation via PV and utility grid
- Real-time 24/7 remote monitoring
- Anti Dust Kit
- MPPT Voltage Range 30 ~ 440
- Adaptive Energy Modes
- 150% Over Load for 10s



XAVIER 2.5kW

MODEL NAME	XAVIER 2.5kW
Input (PV DC)	
Max. PV array power (W)	3000
Number of independent MPPT inputs	1
Max. PV input voltage (V)	500
MPPT voltage range (V)	30 ~ 440
Start-up voltage (V)	65
Max. PV input current per MPPT (A)	18
Max. Short-circuit current per MPPT (A)	20
Battery	
Compatible battery type	Lithium-ion / Lead-acid
Rated battery voltage (V)	12
Max. AC charge current (A)	100
Max. PV+AC charge current (A)	120
Max. discharging current (A	140
Force wake up battery from PV function	Yes
Force wake up battery from Grid function	Yes
Grid	
Rated AC voltage (V)	230
AC voltage range (V)	170-280VAC (For Personal Computer); 90-280VAC (For Home Appliances)
Rated AC frequency (Hz)	50 / 60
Rated AC input current (A)	10.8
Max. AC input power (W)	5000
PF	0.99
THDI	< 3%
UPS	
Rated output power (W)	1500 (BAT) / 2500 (PV+BAT)
Rated output voltage (V)	220 / 230VAC + 5%
Rated output current (A)	6.5(BAT) / 10.8(PV+BAT)
Rated output frequency (Hz)	50 / 60
Output port	Single output
Surge power, duration	2 × rated power for 2s
Switching time (UPS)	10ms
Wave form	Sine wave
THDV	< 3%
Overload protection	5s@≥150% load; 10s@110%~150% load
Efficiency	
MPPT efficiency	99.0%
Max. charge efficiency	96.0%
Max. discharge efficiency	89.0%
Protection	
Over current / voltage protection	Yes
AC short-circuit current protection	Yes
DC surge protection	Type III
AC surge protection	Type III
General	
Dimensions (W× H × D)	304.4 × 320 × 101 mm 12.0 ×12.6 × 4.0 in
Weight	5.4 kg / 12 lbs
Ingress protection rating	IP21
Relative humidity	5% ~ 95%
Operating environment temperature range (°C)	-10 ~ 45 (> 40 °C Derating)
Storage temperature range (°C)	-15 ~ 60
Display & Communication interface	LCD + LED; WIFI
Warranty	1.5 years
Cooling method	Smart Cooling
Max. operating altitude (m)	2000

Single Phase Hybrid Inverter

XAVIER

4KW
6KW



Feed-in to the Grid	Works Without Battery
BMS Battery Management System	Built-in Wi-fi
Dual Output	MPPT Voltage Range 60-450
Max Efficiency 93%	Built-in 120A Mppt solar charger
5.2" LCD with touch pad	



XAVIER

4KW
6KW

MODEL NAME	XAVIER-III-4KW	XAVIER-III-6KW
RATED POWER	**4000VA/4000W**	**6000VA/6000W**
INPUT		
Voltage	230VAC	
Selectable voltage range	170 ~ 280VAC (for personal computers) 90 ~ 280VAC (for home appliances)	
Frequency range	50 Hz / 60 Hz (auto sensing)	
OUTPUT		
AC voltage regulation (batt. mode)	230VAC ± 5%	
Surge power	7200VA	12000VA
Efficiency (peak)	93%	
Transfer time	10ms (for personal computers), 20ms (for home appliances)	
Waveform	Pure sine wave	
Dual outputs	Yes	
BATTERY		
Battery voltage	24VDC	48VDC
Floating charge voltage	27VDC	54VDC
Overcharge protection	33VDC	63VDC
SOLAR CHARGER & AC CHARGER		
Solar charger type	MPPT	
Max. PV array open circuit voltage	500VDC	
Max. PV array power	6000W	9000W
Max. PV input current	40A	
MPPT range @ operating voltage	60 ~ 450VDC	
Max. solar charge current	120A	
Max. AC charge current	100A	
Max. charge current	120A	
GENERAL SPECIFICATION		
Dimension, D*W*H (mm)	107*322.6*420.3	
Net weight (Kgs)	9.5	10.5
Communication interface	Wi-fi / RS-485 / CAN	
OPERATING ENVIRONMENT		
Humidity	5% to 95% relative humidity (non-condensing)	
Operating temperature	-10°C to 50°C	
Storage temperature	-15°C to 60°C	

Single Phase Hybrid Inverter

ARCEUS 3.6KW 6.5KW



- Feed-in to the Grid
- Works Without Battery
- BMS — Battery Management System
- Built-in Wi-Fi (6.5KW) Optional Wi-Fi (3.6KW)
- Dual Output
- MPPT Voltage Range 90-550 (6.5KW)
- Parallel Operation up to 4 Units(6.5KW)
- Built-in 120A MPPT solar charger (6.5KW)
- 5.2" LCD with touch pad

PV - 5000 | PV - 7800



4 YEARS WARRANTY
Terms & Conditions Apply

ARCEUS 3.6KW 6.5KW

MODEL NAME	ARCEUS-3.6KW	ARCEUS-6.5KW
RATED POWER	**3600VA/3600W**	**6500VA/6500W**
AC INPUT		
Rated input voltage (VAC)	208 / 220 / 230 / 240; L + N + PE	
Voltage range (VAC)	90 ~ 280VAC ±3V(App. mode),170 ~ 264VAC ±3V(UPS mode)	
Frequency (Hz)	50 / 60 (auto adaptive)	
AC OUTPUT		
Rated capacity (KW)	3.6	6.5
Peak power (KVA)	3.6	6.5
Rated voltage (VAC)	208/220/230/240VAC ±5%	
Power factor (PF)	1.0	
Frequency	50/60 Hz 10.1%	
Switch time (ms)	10 (App. mode) / 10 (UPS mode)	
Wave form	Pure sine wave	
Overload capacity (batt. mode)	10min @102% ~ 110% load, 10S @ 110% ~ 130% load 3S @ 130% ~ 150% load, 200ms @ > 150% load	1min @102% ~ 110% load, 10s @ 110% ~ 130% load, 3s @ 130% ~ 150% load, 200ms@> 150% load
Max. efficiency (peak)	93.5% @ 24VDC	94.0%
Parallel quantity	N/A	4 units
CHARGER (PV / AC)		
Solar charger type	MPPT	
Max. PV input current / input power	18A / 5000W	27A /7800W
MPPT range@operating voltage (VDC)	40 ~ 450VDC	90 ~ 550VDC
Max. PV open circuit voltage (VDC)	500VDC	550VDC
Max. PV charge current (A)	100A	120A
Max. AC charge current (A)	100A	100A
Max. charge current (PV + AC) (A)	100A	100A
BATTERY		
Normal voltage (VDC)	24	48
Floating charge voltage (VDC)	27.6	54.0
Overcharge protection (VDC)	30	60
Battery type	Lithium / Lead-acid	Lithium / Lead-acid
INTERFACE		
HMI	5.2” LCD, display running mode/loads/input/output etc	
Interface	RS485 / CAN / USB / RS232 / dry contact	
Monitoring	Wi-fi (3.6 optional) / 6.5 (built-in)	
GENERAL SPECIFICATION		
Ingress protection	IP20	
Operating temperature	0°C to 40°C	
Relative humidity	20% to 95% (non-condensing)	
Storage temperature	-15°C to 60°C	
Net weight (Kg)	7.8	9.2
Dimensions, W*H*D (mm)	312*430*120	375*570*200
Max. operating altitude	4000m (derating above 1000m)	

Single Phase Hybrid Inverter

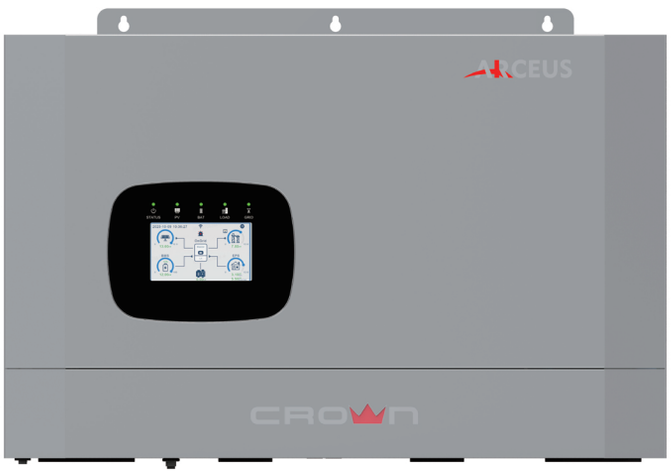

ARCEUS 12.4KW

- PV Oversizing 150%
- 200% Overload for 5s
- BMS — Battery Management System
- 280A Battery Discharge
- Dual Output
- Flexible Connection — GEN input & dual AC
- Parallel Operation up to 9 Units
- Generator Input
- 4.3" Touch Screen



ARCEUS 12.4KW

Product Specifications	ARCEUS-12.4KW
Solar Input Data	
Max. PV Input Power	18000W
Max. Input Voltage	500V
Start-up Voltage	90V
MPPT Voltage Range	90~450V
Max. Input Current per MPPT	30+30A
Max. Short Circuit Current per MPPT	44+44A
Number of MPPT	2
Number of Strings per MPPT	2
Battery Data	
Battery Type	Li-Ion / Lead-acid
Nominal Battery Voltage	48V
Battery Voltage Range	40~60V
Max. Discharge Current	280A
Max. Charge / Discharge Power	12000W
Li-Ion Battery Activation	Yes
Li-Ion Battery Communication	CAN / RS485
Max. Solar Charge Current	250A
Max. AC Charge Current	210A
Max. Charge Current (PV+AC)	250A
AC Input Data (Grid / GEN)	
Nominal Input Voltage	230Vac, L / N / PE
Input Voltage Range	90-280(APL) / 170-265(UPS)
Max. AC Current From Utility Grid	70A
Max. Apparent Power from Utility Grid	12000VA
Max AC Current From Generator	60A
Max. Apparent Power From Generator	12000VA
AC Frequency Range	50 / 60Hz (Auto sensing)
Inverter Output Data	
Nominal Output Power	12000W
Peak Apparent AC Power	24000VA
Nominal AC Voltage	230Vac
Nominal Grid Frequency	50 / 60Hz
Voltage Waveform	Pure Sine wave
Transfer Time	4ms
Max. Output Current	53.2A
Overload Protection	30s@102%-110% load; 10s@110%-130% load; 5s@130%-200% load
THDv (@linear load)	<5%
Efficiency	
Peak Efficiency	94%
MPPT Efficiency	≥ 99.9%
Protection	
PV Reverse Polarity Protection	yes
AC Short-circuit Current Protection	yes
Grid Monitoring	yes
Over-current Protection	yes
Over-voltage Protection	yes
AC Surge Protection	yes
DC Surge Protection	yes
System Parameters	
Dimension (W*H*D)	625mm*400mm*120mm
Weight	17.9kg
Relative Humidity	5%~95% (Non-condensing)
Operating Temperature Range	-10℃~60℃
Noise Emission	≤50dB
Altitude	2000m
Cooling Method	Fan Cooling
Ingress Protection	IP21
Characteristic	
Number of AC Output	2
Display	LCD & APP
Communication Interface	RS485 / USB / CAN / Wi-Fi (built-in) / Dry-Contact
Parallel Capability	9

Single Phase Hybrid Inverter

ELEGO STAR

6.5KW



Feed-in to the Grid	Separate Generator Port Available
BMS Built-in BMS	Built-in Wi-Fi
Dual Output	Touch Screen
Dual MPPT PV Input	Built-in 120A Mppt solar charger
Parallel Operation up to 16 Units	





ELEGO STAR

6.5KW

MODEL NAME	ELEGO-STAR-6.5KW
RATED POWER	**6500VA/6500W**
PV INPUT (DC)	
Max. PV array power (W)	9600
Rated PV input voltage (V)	320
Number of independent MPPT inputs	2
PV input voltage range (V)	100 ~ 500
MPPT voltage range (V)	120 ~ 400
Start-up voltage (V)	100
Max. PV input current per MPPT (A)	17 / 17
Max. PV short-circuit current input per MPPT (A)	25 / 25
BATTERY	
Compatible battery type	Lithium-ion / Lead-Acid
Rated battery voltage (V)	48
Battery voltage range (V)	38.4 ~ 60
Max. charge / discharge current (A)	140 / 140
Max. charge / discharge power (W)	6000/6500
Recommend capacity of battery per inverter	>200AH
Force wake up battery from PV function	Yes
Force wake up battery from Grid function	Yes
GRID	
Rated AC voltage (V)	230
Rated AC frequency (Hz)	50 / 60
Rated AC output current (A)	28.3
Rated AC output power (W)	6500
Max. AC input power (W)	9000
Power factor	0.99
THDI	<5%
Max. continuous AC passthrough current (A)	40
UPS	
Rated output power (W)	6500
Rated output voltage (V)	230
Rated output current (A)	28.3
Rated output frequency (Hz)	50 / 60
Surge power, duration	2Pn, <2s
Switching time (Ups)	<15ms @ single / <30ms @ parallel
Wave form	sine wave
THDV	3%
EFFICIENY	
MPPT efficiency	99.9%
Max. efficiency	93.0%
Max. charge efficiency	93.0%
Max. discharge efficiency	93.0%
PROTECTION	
Over current / voltage protection	YES
AC short - circuit current protection	YES
Grid monitoring	YES
DC surge protection type III	YES
AC surge protection type III	YES
Battery reverse polarity protection	YES
GENERAL	
Dimensions, W*H*D (mm)	330*505*135
Weight (Kgs)	14.5
Ingress protection rating	IP21
Operating environment temperature range (°C)	0 ~5 0
Storage temperature range (°C)	-15 ~ 60
Relative humidity	5% ~ 95%
Display communication interface	Touch screen, RS485 / Wifi / CAN
Cooling method	Smart cooling
Topology on AC side	Transformer-less
Altitude (M)	<2000m
Noise emission (typical)	<50dB

Single Phase Hybrid Inverter

- Feed-in to the Grid
- Built-in Wi-Fi
- Dual MPPT Input
- Separate Generator Port Available
- Dual Output
- Built-in 150A MPPT solar charger
- BMS — Built-in BMS
- LCD with Touch Pad
- Parallel Operation up to 6 Units



NOVA 8.6KW 9.8KW

PV - 14000



6 YEARS WARRANTY
Terms & Conditions Apply

NOVA 8.6KW 9.8KW

MODEL NAME	NOVA-8.6KW	NOVA-9.8KW
RATED POWER	**8600VA/8600W**	**9800VA/9800W**
Parallel Capability	Yes, 6 units	
INPUT		
Voltage	230VAC	
Selectable voltage range	170 ~ 280VAC (for computers) 90 ~ 280VAC (for home appliances)	
Frequency range	50 Hz / 60 Hz (auto sensing)	
OUTPUT		
AC voltage regulation (batt. mode)	230VAC ± 5%	
Surge power	16000VA	22000VA
Efficiency (peak)	93%	
Transfer time	10 ms (for personal computers) 20 ms (for home appliances)	
Waveform	Pure sine wave	
BATTERY		
Battery voltage	48VDC	
Floating charge voltage	54VDC	
Overcharge protection	63VDC	
SOLAR CHARGER & AC CHARGER		
Max. PV array power	14000W (7000W*2)	
MPPT range @ operating voltage	90 ~ 450VDC	
Max. PV array open circuit voltage	500VDC	
Max. PV input current	27A * 2 (MAX 40A)	
Max. solar charge current	150A	
Max. AC charge current	150A	
Max. charge current	150A	
GENERAL SPECIFICATION		
Dimension, D*W*H (mm)	158.4*503.6*530.8	147.4*432.5*553.6
Net weight (Kgs)	19.7	20
Communication interface	USB/RS232/RS485/Wi-fi/Dry-contact	
OPERATING ENVIRONMENT		
Humidity	5% to 95% relative humidity(non-condensing)	
Operating temperature	-10°C to 50°C	
Storage temperature	-15°C to 60°C	

Single Phase Hybrid Inverter

- Feed-in to the Grid
- Up to 15kW Gen/AC coupling input
- 2 MPPT with 4 strings, Max. 24kW PV input
- Separate Generator Port Available
- Dual AC Output Port
- Max. charging and discharging current: 250A
- Integrated Design with Load and Battery Breaker
- Touch Screen
- Parallel Operations up to 16 Units



NOVA 12.6KW



NOVA 12.6KW

MODEL NAME	NOVA-12.6KW
Rated Power	**12600VA/12600W**
INPUT (PV DC)	
Max. PV array power (W)	24000 (12000/12000)
Rated PV input voltage (V)	320
Number of independent MPPT inputs	2/(2:2)
PV input voltage range (V)	100-480
MPPT voltage range (V)	120-440
Start-up voltage (V)	100
Max. PV input current per MPPT (A)	35/35
Max. PV short-circuit current input per MPPT (A)	44/44
Battery	
Compatible battery type	Lithium-ion/Lead-Acid
Rated battery voltage (V)	48/51.2
Battery voltage range (V)	46.4-60/38.4-60
Max. charging / discharging current (A)	250
Max. charging / discharging power (W)	12600
Force wake up battery from PV and Grid function	YES
Grid	
Rated AC voltage (V)	230
Acceptable Input Voltage Range (V)	90~280
Rated AC frequency (Hz)	60/50
Rated AC intput current (A)	100
Rated AC intput power (W)	24000
PF	0.99
THDI	<5%
Max. continuous AC passthrough current(A)	100
UPS	
Rated output power (W)	12600
Rated output voltage (V)	230
Rated output current (A)	50
Rated output frequency (Hz)	50/60
Surge power, duration	2Pn, 5s
Switching time (UPS)	<7ms@Single; <10ms@Parallel
Wave form	Sine wave
THDV	3%
GEN	
Acceptable input voltage range	230
Max. AC input voltage (V)	280
Max. AC input current (A)	63
Rated input frequency	50Hz/60Hz (Auto detection)
Transfer time	<10ms@Single; <20ms@Parallel
THDV	<3%
Overload protection	5s@?150% load /10s@110%~150% load
Efficiency	
Max. efficiency	93.50%
Max. charging / discharging efficiency	93.00%
Max. MPPT efficiency	99.00%
Protection	
PV reverse polarity protection(Y/N)	YES
Over current / voltage protection(Y/N)	YES
AC Short-circuit current protection(Y/N)	YES
Grid monitoring(Y/N)	YES
DC switch(Y/N)	YES
DC / AC Surge protection Type lll	Type lll
Battery reverse polarity protection(Y/N)	YES
General	
Dimensions, D*W*H (mm)	150*530*830
Weight (Kgs)	40

Single Phase Hybrid Inverter



Titec 12.4KW IP54

150% PV Oversizing	250A Fast Charging	Smart Load Output
280A High-Power Discharge	4ms Fast Transfer	IP54 Protection
Parallel Operation up to 9 Units	Dual MPPT – 4 PV Strings	Dual Battery Input



Titec 12.4KW IP54

Product Specifications	TITEC-12.4KW-IP54
Solar Input Data	
Max. PV Input Power	24000W
Max. Input Voltage	500V
Start-up Voltage	60V
MPPT Voltage Range	60V~450V
Max. Input Current per MPPT	40A+40A
Max. Short Circuit Current per MPPT	50A+50A
Number of MPPT	2
Number of Strings per MPPT	2+2
AC Input Data	
Nominal Input Voltage	230Vac
Input Voltage Range	90~280V
Max. Input Current	70A
Nominal Input Power	16100W
AC Frequency Range	50 / 60Hz
Battery Data	
Battery Type	Li-Ion / Lead-acid
Nominal Battery Voltage	48V
Battery Voltage Range	40~60V
Max. Discharge Current	280A
Max. Charge Power	12000W
Li-Ion Battery Activation	Yes
Li-Ion Battery Communication	CAN / RS485
Max. Solar Charge Current	250A
Max. AC Charge Current	210A
Max. Charge Current (PV+AC)	250A
Inverter Output Data	
Nominal Output Power	12400W
Peak Apparent AC Power	24000W
Nominal AC Voltage	230V
Nominal Grid Frequency	50 / 60Hz
Voltage Waveform	Pure Sine Wave
Transfer Time	4ms
Max. Output Current	54A
Overload Protection	60s@102%-110% load; 30s@110%-130% load; 5s@130%-200% load;
THDv (@linear load)	≤3%
Efficiency	
Peak Efficiency	94%
MPPT Efficiency	≥99.9%
Protect	
DC Surge Protection	Yes
AC Surge Protection	Yes
AC Short Circuit Protection	Yes
General Parameters	
Dimension (W*H*D)	540*395*220mm(Excluding terminals, handles, and Hanging)
Weight	21.7kg
Relative Humidity	5%~95%
Operating Temperature Range	-10℃~60℃
Noise Emission	≤50dB
Altitude	2000m
Cooling Method	Fan
Ingress Protection	IP54
Characteristic	
Number of AC Output	1+Smart Load Output (Gen / Load)
Display	LCD（Touch Screen）& APP
Communication Interface	RS485 / USB / CAN / Wi-Fi
Parallel Capability	9
Power Grid Side Energy Detection Method	CT (optional)

Single Phase Hybrid Inverter

- Feed-in to the Grid
- Peak Shaving / AC Coupling Function
- 2 MPPT, Max. PV Input — 6.5KW: 9.6KW, 10KW: 15KW
- Separate Generator Port Available
  Intelligent Generator Control
- IP66 Protection
- Max. Charging & Discharging Current: 210A
- **BMS** Built-in BMS
- Smart Scheduling For Charge & Discharge Cycles
- Parallel Operation up to: 6.5KW: 6 Units, 10KW: 10 Units



ELEGO OYSTER **6.5KW 10KW**



ELEGO OYSTER 6.5KW 10KW

MODEL NAME	ELEGO-OYSTER-6.5KW	ELEGO-OYSTER-10KW
RATED POWER	**6500VA/6500W**	**10000VA/10000W**
PV INPUT (DC)		
Max. PV array power (W)	9600	15000
Rated PV input voltage (V)	360	360
Number of independent MPPT inputs	2	2
PV input voltage range (V)	100 ~ 530	100 ~ 600
MPPT voltage range (V)	150 ~ 425	120 ~ 500
Start-up voltage (V)	140	140
Max. PV input current per MPPT (A)	18	25
Max. PV short-circuit current input per MPPT (A)	32	34
BATTERY		
Compatible battery type	Lithium / Lead-Acid	Lithium / Lead-Acid
Rated battery voltage (V)	48	48
Battery voltage range (V)	40 ~ 60	40 ~ 60
Max. charge/discharge current (A)	125/145	208
Max. charge/discharge power (W)	6500	10000
Force wake up battery from PV function	Yes	Yes
GRID		
Rated AC voltage (V)	230	230
Rated AC frequency (Hz)	50/60	50/60
Rated AC output current (A)	28.2	44
Rated AC output power (W)	6500	10000
Max. AC input power (W)	12000	15000
Power factor	0.99	
THDI	<3%	<3%
Max. continuous AC passthrough current (A)	52.2	90
UPS		
Rated output power (W)	6500	10000
Rated output voltage (V)	230	230
Rated output current (A)	28.2	44
Rated output frequency (Hz)	50/60	50/60
Surge power, duration	2Pn, 0.5s	2Pn. 0.5s
Switching time (UPS)	< 20ms	< 20ms
Waveform	Sine wave	Sine wave
THDV	< 5%	< 3%
EFFICIENY		
MPPT efficiency	99.9%	99.9%
Max. efficiency	97.3%	97.5%
Max. charge efficiency	94.5%	94.0%
Max. discharge efficiency	94.5%	94.0%
PROTECTION		
Over current / voltage protection	Yes	Yes
Anti-islanding protection	Yes	Yes
AC short-circuit current protection	Yes	Yes
Leakage current protection	Yes	Yes
Ground fault monitoring	Yes	Yes
Grid monitoring	Yes	Yes
DC switch	Yes	Yes
DC surge protection type III	Yes	Yes
AC surge protection type III	Yes	Yes
GENERAL SPECIFICATION		
Dimensions, W*H*D (mm)	487*455*211.7	536*556*290
Weight (Kgs)	29	42.64
Ingress protection rating	IP66	IP66/NEMA 4X
Operating environment temperature range (°C)	-25 ~ 60	0 ~ 100%
Storage temperature range (°C)	-40 ~ 65	-25 ~ 60
Relative humidity	0 ~ 95%	-25 ~ 60
Display communication interface	LCD+RGB, RS485/wi-fi/CAN	Touch color screen, RS485/wi-fi/CAN
Cooling method	Smart cooling	
Topology on AC side	Transformer-less	
Altitude (M)	<2000m	
Noise emission (typical)	<25dB	<50dB

Single Phase Hybrid Inverter

- Feed-in to the Grid
- 2 MPPT, Max. PV Input 12000W
- Separate Generator Port Available
  Intelligent Generator Control
- IP66 Protection
- Max. Charging & Discharging
  Current: 135A & 145A
- **BMS** Built-in BMS
- Smart Scheduling For Charge &
  Discharge Cycles
- Parallel Operation up to 16 Units



ELEGO OYSTER II 6.5KW



ELEGO OYSTER II 6.5KW

Model Name	ELEGO-OYSTER-II-6.5KW
Input (PV DC)	
Max. PV array power (W)	15000(7500/7500)
Max. PV input power (W)	12000(6000/6000)
Number of independent MPPT inputs	2
Max. PV input voltage (V)	500
MPPT voltage range (V)	80 ~ 400
Start-up voltage (V)	80
Max. PV input current per MPPT (A)	20 / 20
Max. PV short-circuit current per MPPT (A)	25 / 25
Battery	
Compatible battery type	Lithium-ion / Lead-Acid
Rated battery voltage (V)	48
Battery voltage range (V)	40 ~ 60
Max. charging / discharging current (A)	135 / 140
Max. charging / discharging power (W)	6500
Force wake up battery from PV function	YES
Force wake up battery from Grid function	YES
Force wake up battery from GEN fuction	YES
Grid	
Rated AC voltage (V)	230
Rated AC frequency (Hz)	50 / 60
Rated AC output current (A)	28.2
Rated AC output power (W)	6500
Max. AC input power (W)	9000
PF	0.99
THDI	< 5%
Max. continuous AC passthrough current (A)	60
GEN	
Rated GEN voltage (V)	230
Rated GEN frequency (Hz)	50 / 60
Rated GEN input current (A)	32
Rated GEN input power (W)	7370
UPS	
Rated output power (W)	6500
Rated output voltage (V)	230
Rated output current (A)	28.2
Rated output frequency (Hz)	50 / 60
Surge power, duration	13000W, 5s
Switching time	< 10ms @ Single; < 20ms @ Parallel
Wave form	Sine wave
Load capacity of Motor	5HP
Overload capacity	10s@110% ~ 150 % load ; 5s@150% ~ 200% load
THDV	<3%
Efficiency	
MPPT efficiency	99.0%
Max. efficiency	96.0%
Max. charge efficiency	96.0%
Max. discharge efficiency	94.0%
Protection	
PV reverse polarity protection	YES
Over current / voltage protection	YES
Anti-islanding protection	YES
AC short-circuit current protection	YES
Grid monitoring	YES
Ground fault monitoring	YES
AC/DC surge protection	Type ll
PV switch	YES
General	
Dimensions (W × H × D)	384 × 434 × 187 mm / 15.12 × 17.09 × 7.36 in
Weight	16.95 kg / 37.38 lbs
Ingress protection rating	IP66
Operating environment temperature range (°C)	-25 ~ 60, >45 °C derating
Storage temperature range (°C)	-15 ~ 60
Relative humidity	5% ~ 95%
Display & Communication interface	LCD + LED, RS485 / Wi-Fi / CAN
Warranty	5 years
Cooling method	Smart Cooling
Topology on AC side	Transformerless
Topology on battery side	Transformer
Max. operating altitude (m)	4000, >2000 Power derating
Noise emission (dB)	40

Single Phase Hybrid Inverter

- Feed-in to the Grid
- 2 MPPT, Max. PV Input 12000W
- Separate Generator Port Available
  Intelligent Generator Control
- IP66 Protection
- Max. Charging & Discharging
  Current: 180A
- **BMS** Built-in BMS
- Smart Scheduling For Charge &
  Discharge Cycles
- Parallel Operation up to 16 Units



ELEGO OYSTER 8KW



ELEGO OYSTER 8KW

Model	ELEGO-OYSTER-8KW
Input (PV DC)	
Max. PV input power (W)	12000
Rated PV input voltage (V)	360
Number of independent MPPT inputs	2 / (1:1)
Max. PV input voltage (V)	530
MPPT voltage range (V)	150 ~ 425
Start-up voltage (V)	140
Max. PV input current per MPPT (A)	20
Max. PV short-circuit current input per MPPT (A)	32
Battery	
Compatible battery type	Lithium-ion / Lead-Acid
Rated battery voltage (V)	48
Battery voltage range (V)	40 ~ 60
Max. charge / discharge current (A)	180
Max. charge / discharge power (W)	8000
Force wake up battery from PV function	YES
Grid	
Rated AC voltage (V)	230
Rated AC frequency (Hz)	50 / 60
Rated AC output current (A)	34.7
Rated AC output power (W)	8000
Max. AC input current (A)	52
Max. AC input power (W)	12000
PF	0.99 (Adjustable from 0.8 leading to 0.8 lagging)
THDI	＜ 3%
Max continuous AC passthrough current (A)	52
GEN	
Rated GEN voltage (V)	230
Rated GEN frequency (Hz)	50 / 60
Rated GEN input current (A)	52
Rated GEN input power (W)	12000
UPS	
Rated output power (W)	8000
Rated output voltage (V)	230
Rated output current (A)	34.7
Rated output frequency (Hz)	50 / 60
Surge power, duration	2 × rated power for 10s
Switching time	7ms
Wave form	Sine wave
THDV	＜ 5%
Efficiency	
MPPT efficiency	99.9%
Max. charge / discharge efficiency	95.0%
Protection	
Over current / voltage protection	YES
Anti-islanding protection	YES
AC Short-circuit current protection	YES
Leakage current protection	YES
AFCI	Optional
Ground fault monitoring	YES
Grid monitoring	YES
DC Switch	YES
AC / DC Surge protection	Type II
General	
Dimensions (W × H × D)	412 × 534.5 × 229.5 mm / 16.22 × 21.04 × 9.04 in
Weight	15.9
Ingress protection rating	IP66
Relative humidity	0 ~ 95%
Operating environment temperature range (°C)	-25 ~ 60 ℃, > 45 ℃ Derating
Storage temperature range (°C)	-40 ~ 65
Display & Communication interface	LCD, RS485 , Wifi, CAN
Warranty	5 years
Cooling method	Smart cooling
Topology on AC / Battery side	Transformer
Max. Operating Altitude (m)	2000, > 2000 Derating
Noise emission (dB)	50
Standard & Certification	

Single Phase Hybrid Inverter

- Feed-in to the Grid
- 3 MPPT, Max. PV Input 20kW
- Separate Generator Port Available
  Intelligent Generator Control
- IP66 Protection
- Max. Charging & Discharging
  Current: 270A
- **BMS** Built-in BMS
- Smart Scheduling For Charge &
  Discharge Cycles
- Parallel Operation up to 16 Units



ELEGO OYSTER II

10-12KW
(Single-Phase)



ELEGO OYSTER II

10-12KW (Single-Phase)

Model Name	ELEGO-OYSTER-II-10KW	ELEGO-OYSTER-II-12KW
Input (PV DC)		
Max. PV input power (W)	20000	
Rated PV input voltage (V)	360	
Number of independent MPPT inputs	3 / (1:1:1)	
Max. PV input voltage (V)	530	
MPPT voltage range (V)	150 ~ 425	
Start-up voltage (V)	140	
Max. PV input current per MPPT (A)	20	
Max. PV short-circuit current input per MPPT (A)	32	
Battery		
Compatible battery type	Lithium-ion / Lead-Acid	
Rated battery voltage (V)	48	
Battery voltage range (V)	48 ~ 60	
Max. charge / discharge current (A)	230	270
Max. charge / discharge power (W)	10000	12000
Force wake up battery from PV function	YES	
Grid		
Rated AC voltage (V)	230	
Rated AC frequency (Hz)	50 / 60	
Rated AC output current (A)	43.5	52
Rated AC output power (W)	10000	12000
Max. AC input current (A)	100	
Max. AC input power (W)	23000	
PF	0.99 (Adjustable from 0.8 leading to 0.8 lagging)	
THDI	< 3%	
Max continuous AC passthrough current (A)	100	
GEN		
Rated GEN voltage (V)	230	
Rated GEN frequency (Hz)	50 / 60	
Rated GEN input current (A)	80	
Rated GEN input power (W)	18400	
UPS		
Rated output power (W)	10000	12000
Rated output voltage (V)	230	
Rated output current (A)	43.5	52
Rated output frequency (Hz)	50 / 60	
Surge power, duration	2 × rated power for 10s	
Switching time	7ms	
Wave form	Sine wave	
THDV	< 3%	
Efficiency		
MPPT efficiency	99.9%	
Max. charge / discharge efficiency	95.0%	
Protection		
Over current / voltage protection	YES	
Anti-islanding protection	YES	
AC Short-circuit current protection	YES	
Leakage current protection	YES	
AFCI	Optional	
Ground fault monitoring	YES	
Grid monitoring	YES	
DC Switch	YES	
AC / DC Surge protection	Type II	
General		
Dimensions (W × H × D)	417 × 615.5 × 229.5 mm / 16.42 × 24.23 × 9.04 in	
Weight	30.4	
Ingress protection rating	IP66	
Relative humidity	0 ~ 100%	
Operating environment temperature range (°C)	-25 ~ 60 ℃ , > 45 ℃ Derating	
Storage temperature range (°C)	-40 ~ 65	
Display & Communication interface	LCD, RS485 Wifi, CAN	
Warranty	5 years	
Cooling method	Smart cooling	
Topology on AC / Battery side	Transformer	
Max. Operating Altitude (m)	2000, > 2000 Derating	
Noise emission (dB)	50	

Three Phase Hybrid Inverter

- Supports Independent Grid Export Control for Each Phase
- Unbalanced Load Support
- 3 MPPT with 6 Strings
- Dual Output for Smart Load Management
- IP66 Protection
- Dedicated GEN Port for Auto GEN Control, Smart Load, AC Coupling
- User-friendly Touch Color Screen
- Parallel Operation Up to 10 Units



ELEGO OYSTER

5-20KW (ThreePhase)



ELEGO OYSTER

5-20KW (ThreePhase)

MODEL NAME	EOI-OYS-5KW-3P	EOI-OYS-6KW-3P	EOI-OYS-8KW-3P	EOI-OYS-10KW-3P	EOI-OYS-12KW-3P	EOI-OYS-15KW-3P	EOI-OYS-20KW-3P
Input (PV DC)							
Max. PV input power (W)	7500	9000	12000	15000	18000	22500	30000
Rated PV input voltage (V)	690						
Number of independent MPPT inputs	3/(1:1:1)						
Max. PV input voltage (V)	1000						
MPPT voltage range (V)	200~900						
Start-up voltage (V)	100						
Max. PV input current per MPPT (A)	20/20/20						
Max. PV short-circuit current input per MPPT	25/25/25						
Battery							
Compatible battery type	Lithium-ion/Lead-Acid						
Battery voltage range (V)	40-60						
Max. charging/discharging current (A)	125	150	200	220	250	250	250
Max. charging/discharging power (W)	5000	6000	8000	10000	12000	12000	12000
Charging Strategy for Li-ion Battery	Self-adaption to BMS						
Input AC (Grid)							
Input voltage (3Φ)	3L/N/PE, 230/400Vac						
Rated AC frequency (Hz)	50/60						
Max. AC intput power (W)	6250	7500	10000	12500	15000	18750	25000
Max. AC input current (A)	9	10.9	14.5	18.1	21.8	27.1	36.25
Output AC (Grid)							
Rated AC voltage (V)	3L/N/PE, 230/400Vac						
Rated AC frequency (Hz)	50/60						
Rated AC output power (W)	5000	6000	8000	10000	12000	15000	20000
Rated AC output current (A)	7.20	8.70	11.60	14.50	17.40	21.70	29.00
PF	0.99(Adjustable from 0.8 leading to 0.8 lagging)						
THDI	< 3%						
Max. continuous AC passthrough current (A)	30			50			70
GEN							
Rated GEN voltage (V)	3L/N/PE, 230/400Vac						
Rated GEN frequency (Hz)	50/60						
Rated GEN input current (A)	30						
Rated GEN input power (W)	20700						
UPS							
Rated output power (W)	5000	6000	8000	10000	12000	15000(PV+Battery)	20000(PV+Battery)
Rated output voltage (V)	3L/N/PE, 230/400Vac						
Rated output current (A)	7.20	8.70	11.60	14.50	17.40	21.70	29.00
Rated output frequency (Hz)	50/60						
Surge power, duration	1.5Pn, 5min						
Switching time	≤10ms						
Wave form	Sine wave						
THDV	<3%						
Efficiency							
Max. efficiency	97.70%						
Max. charge/discharge efficiency	94.0%						
Protection							
PV reverse polarity protection	YES						
Over current/voltage protection	YES						
Anti-islanding protection	YES						
AC Short-circuit protection	YES						
Leakage current protecion	YES						
Grid monitoring	YES						
DC switch	YES						
Ingress protection	YES						
DC Surge protection	YES						
AC Surge protection	YES						
General							
Dimensions(W*H*D)	480*703*258mm / 18.9*27.7*10.2 in						
Weight	53kg / 116.8lbs						
Ingress protection rating	IP66						
Operating environment temperature range(°C)	-25~+60, >45 ℃ derating						
Storage temperature range(°C)	-25~+60						
Relative humidity	0~100						
Display & Communication interface	Touch color screen, RS485/Wifi/CAN						
Warranty	5/10 years						
Cooling method	Smart cooling						
Topology	Transformer-less						
Altitude(m)	<2000						
Noise emission(typical)	<50dB						

High Voltage Hybrid Inverter

- Supports Independent Grid Export Control for Each Phase
- 150% Unbalanced Load Support
- Max. 3 MPPT & Max. PV input 45kW
- Dual Output for Smart Load Management
- IP66 Protection
- Multi-functional Smart Port: for Gen input ,Smart Load or AC Coupling.
- User-friendly Touch Color Screen
- Parallel Operation Up to 10 Units



ELEGO OYSTER

6-30KW (High Voltage)



ELEGO OYSTER

6-30KW (High Voltage)

MODEL NAME	EOI-OYS-6KW-3PHV	EOI-OYS-8KW-3PHV	EOI-OYS-10KW-3PHV	EOI-OYS-12KW-3PHV	EOI-OYS-15KW-3PHV	EOI-OYS-20KW-3PHV	EOI-OYS-25KW-3PHV	EOI-OYS-30KW-3PHV
Input (PV DC)								
Max. PV input power (W)	9000	12000	15000	18000	22500	30000	37500	45000
Rated PV input voltage (V)	690							
Number of independent MPPT inputs	2/(1:1)			3/(2:2:2)				
Max. PV input voltage (V)	1000							
MPPT voltage range (V)	200~900							
Start-up voltage (V)	100							
Max. PV input current per MPPT (A)	20/20					40/40/40		
Max. PV short-circuit current input per MPPT	25/25 (A:1/B:1)					50/50/50 (A:2/B:2/C:2)		
Battery								
Compatible battery type	Lithium-ion/Lead-Acid							
Rated battery voltage (V)	400							
Battery voltage range (V)	100~800							
Max. charging voltage (V)	800							
Max. charging/discharging current (A)	50					75		
Max. charging/discharging power (W)	6000	8000	10000	12000	15000	20000	25000	30000
Force wake up battery from PV function	YES							
Grid								
Rated AC voltage (V)	3L/N/PE, 230/400Vac							
Rated AC frequency (Hz)	50/60							
Rated AC output current (A)	8.7	11.6	14.5	17.4	21.7	29	36.2	43.5
Rated AC output power (W)	6000	8000	10000	12000	15000	20000	25000	30000
Max. AC intput current (A)	11.3	17.4	21.8	26.1	32.6	43.5	54.3	65.3
PF	0.99 (Adjustable from 0.8 leading to 0.8 lagging)							
THDI	<3%							
Max. continuous AC passthrough current (A)	75							
GEN								
Rated GEN voltage (V)	3L/N/PE, 230/400Vac							
Rated GEN frequency (Hz)	50/60							
Rated GEN input current (A)	30							
Rated GEN input power (W)	20700							
UPS								
Rated output power (W)	6000	8000	10000	12000	15000	20000	25000	30000
Rated output voltage (V)	3L/N/PE, 230/400Vac							
Rated output current (A)	8.7	11.6	14.5	17.4	21.7	29	36.2	43.5
Rated output frequency (Hz)	50/60							
Surge power, duration	1.5Pn, 5min							
Switching time	≤10ms							
Wave form	Sine wave							
THDV	<3%							
Efficiency								
Max. efficiency	97.4%							
Max. charge/discharge efficiency	97.2%							
Protection								
PV reverse polarity protection	YES							
Over current/voltage protection	YES							
Anti-islanding protection	YES							
AC Short-circuit protection	YES							
Leakage current protecion	YES							
Grid monitoring	YES							
DC switch	YES							
Ingress protection	YES							
DC Surge protection	Type III							
AC Surge protection	Type III							
General								
Dimensions (W*H*D)	480*703*258mm / 18.9*27.7*10.2 in							
Weight	TBD			50kg / 110.2lbs				
Ingress protection rating	IP66							
Operating environment temperature range (°C)	-25~60							
Storage temperature range (°C)	-40~70							
Relative humidity	0~100%							
Display & Communication interface	Touch color screen, RS485/Wifi/CAN							
Warranty	5/10 years							
Cooling method	Natural cooling			Smart cooling				
Topology	Transformer-less							
Altitude	<2000							
Noise emission (typical)	<50dB							

Single Phase On-Grid Inverter

VOLTMORE *Ultimate Technology Provider*

1KW-3KW



On-Grid Single Phase MPPT Inverter	IP66 Protection	Max. PV Voltage: 600V
AC Grid Frequency: 50Hz / 60Hz	DC Switch, Anti-Islanding & Over Current Protection	Type II & III DC / AC SPD
High Efficiency: up to 97.6%	Wi-Fi / 4G Plug Optional	LCD With Touch Pad



VOL MORE
Ultimate Technology Provider

1KW-3KW

MODEL NAME	VMGI-1KW-SP	VMGI-2KW-SP	VMGI-3KW-SP
RATED POWER	1000VA/1000W	2000VA/2000W	3000VA/3000W
INPUT (DC)			
Max. DC voltage		600VDC	
Nominal voltage		380VDC	
Start voltage	60V	80V	80V
MPPT voltage range	60V ~ 560V	80V ~ 560V	80V ~ 560V
Number of MPPT		1	
Strings per MPPT		1	
Max. input current per MPPT		13A	
Max. short-circuit current per MPPT		15.6A	
OUTPUT (AC)			
Nominal AC output power	1000W	2000W	3000W
Max. AC apparent power	1100VA	2200VA	3300VA
Nominal AC voltage		230V L-N	
AC grid frequency range		50Hz / 60Hz ± 5Hz	
Max. output current (A)	4.8A	9.6A	14.4A
Power factor		0.8 leading - 0.8 lagging	
THDI		< 3%	
EFFICIENCY			
Max. efficiency	97.00%	97.50%	97.60%
Euro efficiency	96.50%	97.00%	97.00%
PROTECTION DEVICES			
DC switch		Yes	
Anti-islanding protection		Yes	
Output over current protection		Yes	
DC reverse polarity protection		Yes	
DC / AC surge protection		DC type II-III ; AC type II-III	
Insulation detection		Yes	
AC short circuit protection		Yes	
GENERAL SPECIFICATION			
Dimensions, W*H*D (mm)		350*290*120	
Weight (Kgs)	7.3	8	8
ENVIRONMENT			
Operating temperature range		-25°C ~ +60°C	
Cooling type		Natural convection	
Max. operating altitude		4000 m	
Max. operating humidity		0 - 100%	
AC output terminal type		Quick connector	
IP class		IP66	
Topology		Transformer-less	
Communication interface		RS-485 / Wi-fi / 4G	
Display		LCD / Bluetooth + App	

Single Phase On-Grid Inverter



VMGI-PRO

3.6-6-SP

- 150% PV Oversizing
- IP66 Protection
- Dual MPPT Design
- Anti-Flow Function
- Smart I-V Curve Scanning
- Real-time 24/7 remote monitoring
- Multiple Intelligent Protections
- Fanless Cooling Design
- MODBUS Communi-cation Ready



VMGI-PRO
3.6-6-SP

MODEL NAME	VMGI-PRO-3-SP	VMGI-PRO-3.6-SP	VMGI-PRO-4-SP	VMGI-PRO-5-SP	VMGI-PRO-6-SP
PV Input Data					
Max. DC Power (W)	6000	7200	8000	10000	12000
Max. DC Voltage (V)	600	600	600	600	600
MPPT Voltage Range (V)	70-550	70-550	70-550	70-550	70-550
Rated Input Voltage (V)	360				
Start-up Voltage (V)	70				
Max. Input Current (A)	18.5 x 2				
Max. Short Current (A)	25 x 2				
No. of MPP Tracker / No. of PV String	2/2				
Input Connector Type	MC4				
AC Output Data					
Max. Output Power (VA)	3300	3960	4400	5500	6600
Nominal Output Power (W)	3000	3600	4000	5000	6000
Max. Output Current (A)	15	17.5	20	24	28.7
Nominal Output Voltage (V)	L/N/PE, 220Vac, 230Vac, 240Vac				
Grid Voltage Range	180Vac-276Vac (According to local standard)				
Nominal Output Frequency (Hz)	50/60				
Grid Frequency Range	45-55Hz/54-66Hz (According to local standard)				
Output Power Factor	1 default (adjustable from 0.8 leading to 0.8 lagging)				
Output Current THD	<3%				
Efficiency					
Max. Efficiency	98.20%	98.20%	98.20%	98.20%	98.20%
Euro Efficiency	97.80%	97.82%	97.85%	97.90%	97.92%
Protection					
PV Reverse Polarity Protection	YES				
PV Insulation Resistance Detection	YES				
AC Short Circuit Protection	YES				
AC Over Current Protection	YES				
AC Over Voltage Protection	YES				
Anti-Islanding Protection	YES				
Residual Current Detection	YES				
Over Temperature Protection	YES				
Integrated DC switch	YES				
Surge Protection	Integrated (10kA Type II Varistor, DC&AC)				
Smart IV Curve Scaning	YES				
Quick Arc Fault Circuit interruption	Optional				
General Data					
Dimensions (W x H x D, mm)	360 x 358 x 142				
Weight (kg)	10				
Protection Degree	IP66				
Enclosure Material	Aluminum				
Ambient Temperature Range (°C)	-25 - +60				
Humidity Range	0 - 100%				
Topology	Transformerless				
Communication Interface	RS485 / WiFi / Wire Ethernet / GPRS (optional)				
Cooling Concept	Convection				
Night Power Consumption (W)	<1				
Max. Operation Altitude (m)	4000				
Certifications and Standards					
EMC Standard	EN IEC 61000-6-1, EN IEC 61000-6-2, EN IEC 61000-6-3, EN IEC 61000-6-4, EN IEC 61000-3-2, EN 61000-3-3, EN IEC 61000-3-11, EN 61000-3-12, EN 62920				
Safety Standard	IEC/EN 62109-1, IEC/EN 62109-2, IEC 61683				
Grid-connection	IEC 61727, IEC 62116, VDE-AR-N 4105, IEC 63027				

Single Phase On-Grid Inverter



VMGI-PRO

7-10-SP

- 150% PV Oversizing
- IP66 Protection
- Dual MPPT Design
- Anti-Flow Function
- Smart I-V Curve Scanning
- Real-time 24/7 remote monitoring
- Multiple Intelligent Protections
- Fanless Cooling Design
- MODBUS Communication Ready



VMGI-PRO
7-10-SP

MODEL NAME	VMGI-PRO-7-SP	VMGI-PRO-8-SP	VMGI-PRO-9-SP	VMGI-PRO-10-SP
PV Input Data				
Max. DC Power (W)	14000	16000	18000	20000
Max. DC Voltage (V)	600	600	600	600
MPPT Voltage Range (V)	70-550	70-550	70-550	70-550
Rated Input Voltage (V)	360			
Start-up Voltage (V)	70			
Max. Input Current (A)	18.5+26		26+26	
Max. Short Current (A)	25+35		35+35	
No. of MPP Tracker / No. of PV String	2/3		2/4	
Input Connector Type	MC4			
AC Output Data				
Max. Output Power (VA)	7700	8800	9900	11000
Nominal Output Power (W)	7000	8000	9000	10000
Max. Output Current (A)	33.6	38.3	45	50
Nominal Output Voltage (V)	L/N/PE, 220Vac, 230Vac, 240Vac			
Grid Voltage Range	180Vac-276Vac (According to local standard)			
Nominal Output Frequency (Hz)	50/60			
Grid Frequency Range	45-55Hz/54-66Hz (According to local standard)			
Output Power Factor	1 default (adjustable from 0.8 leading to 0.8 lagging)			
Output Current THD	<3%			
Efficiency				
Max. Efficiency	98.20%	98.20%	98.32%	98.40%
Euro Efficiency	97.95%	98.00%	98.00%	98.10%
Protection				
PV Reverse Polarity Protection	YES			
PV Insulation Resistance Detection	YES			
AC Short Circuit Protection	YES			
AC Over Current Protection	YES			
AC Over Voltage Protection	YES			
Anti-Islanding Protection	YES			
Residual Current Detection	YES			
Over Temperature Protection	YES			
Integrated DC switch	YES			
Surge Protection	Integrated (10kA Type II Varistor, DC&AC)			
Smart IV Curve Scaning	YES			
Quick Arc Fault Circuit interruption	Optional			
General Data				
Dimensions (W x H x D, mm)	370 x 535 x 192			
Weight (kg)	17		18	
Protection Degree	IP66			
Enclosure Material	Aluminum			
Ambient Temperature Range ( )	-25 - +60			
Humidity Range	0-100%			
Topology	Transformerless			
Communication Interface	RS485 / WiFi / Wire Ethernet / GPRS (optional)			
Cooling Concept	Convection		Intelligent fan cooling	
Night Power Consumption (W)	<1			
Max. Operation Altitude (m)	4000			
Certifications and Standards				
EMC Standard	EN IEC 61000-6-1, EN IEC 61000-6-2, EN IEC 61000-6-3, EN IEC 61000-6-4, EN IEC 61000-3-2, EN 61000-3-3, EN IEC 61000-3-11, EN 61000-3-12, EN 62920			
Safety Standard	IEC/EN 62109-1, IEC/EN 62109-2, IEC 61683			
Grid-connection	IEC 61727, IEC 62116, VDE-AR-N 4105, IEC 63027			

Single Phase On-Grid Inverter

VOLMORE Ultimate Technology Provider

3.6KW-8KW



- On-Grid Single Phase MPPT Inverter
- IP66 Protection
- Max. PV Voltage: 600V
- AC Grid Frequency: 50Hz / 60Hz
- DC Switch, Anti-Islanding & Over Current Protection
- Type II & III DC / AC SPD
- High Efficiency: Up To 98.3%
- Wi-Fi / 4G Plug Optional
- LCD With Touch Pad



VOLMORE Ultimate Technology Provider

3.6KW-8KW

MODEL NAME RATED POWER	VMGI-3.6KW-SP 3600VA/3600W	VMGI-4KW-SP 4000VA/4000W	VMGI-5KW-SP 5000VA/5000W	VMGI-6KW-SP 6000VA/6000W	VMGI-8KW-SP 8000VA/8000W
INPUT (DC)					
Max. DC voltage	600V				
Nominal voltage	380V				
Start voltage	120V	120V	120V	120V	100V
MPPT voltage range	80V ~ 560V	80 V ~ 560V	80V ~ 560V	80V ~ 560V	80V ~ 540V
Number of MPPT	2				
Strings per MPPT	1				
Max. input current per MPPT	15A	15A	15A	15A	26A / 16A
Max. short-circuit current Per MPPT	18A	18A	18A	18A	31A/ 19A
OUTPUT (AC)					
Nominal AC output power	3600W	4000W	5000W	6000W	8000W
Max. AC apparent power	3960VA	4400VA	5500VA	6000VA	8000VA
Nominal AC voltage	230V L-N				
AC grid frequency range	50Hz / 60Hz ± 5Hz				
Max. output current	17A	19A	24A	26A	35A
Power factor	0.8 leading - 0.8 lagging				
THDI	< 3%				
EFFICIENCY					
Max. efficiency	98.1%	98.3%	98.3%	98.3%	98.3%
Euro efficiency	97.7%	97.9%	97.9%	97.9%	97.9%
PROTECTION DEVICES					
DC switch	Yes				
Anti-islanding protection	Yes				
Output over current protection	Yes				
DC reverse polarity protection	Yes				
DC / AC surge protection	DC type II-III ; AC type II III				
Insulation detection	Yes				
AC short circuit protection	Yes				
GENERAL SPECIFICATION					
Dimensions W*H*D (mm)	380*380*150				
Weight (Kgs)	10	11	11	11	13
Operating temperature range	-25°C ~ +60°C				
Cooling type	Natural convection				Fan cooling
Max. operating altitude	4000 m				
Max. operating humidity	100%				
AC output terminal type	Quick connector				
IP class	IP65				
Topology	Transformer-less				
Communication	RS-485 / Wi-fi / 4G				
Display	LCD / Bluetooth + App				

Single Phase On-Grid Inverter

VOLTMORE *Ultimate Technology Provider* **10KW**



Ongrid Single Phase MPPT Inverter	IP66 Protection	Max. PV voltage: 600V
AC Grid Frequency: 50Hz / 60Hz	DC Switch, Anti-Islanding & Over Current Protection	Type II & III DC / AC SPD
High Efficiency: Up to 98.1%	Wi-fi / 4G Plug Optional	LCD With Touch Pad



VOLTMORE Ultimate Technology Provider 10KW

MODEL NAME	VMGI-10KW-SP
Max. DC power	15000W
Max. DC voltage	600Vd.c.
Normal DC voltage	360Vd.c.
Start Voltage	80Vd.c.
MPPT voltage range	60-550Vd.c.
Number of MPPT trackers	3
Strings per MPPT tracker	1
Max. input current per MPPT tracker	15Ad.c. *3
PV short circuit current	22.5Ad.c.*3
Normal AC output Power	10000W
Max. AC output Power	10000W
Max. Apparent Power	10000VA
Normal AC voltage	220/230Va.c.
Normal AC grid frequency	50/60Hz
Max. output current	45.5Aa.c.
Inrush current	< 45.5Aa.c.
Max. output fault current	102Ad.c.
Max. inverter backfeed current to the array	0Ad.c.
Max. output overcurrent protection	75Ad.c.
Output Power Factor	~1 (Adjustable from 0.8 leading to 0.8 lagging)
THDI	<3%
Topology	Transformer less
Max. efficiency	98.1%
Euro-eta	97.5%
Dimensions (W / L / D)	380*483*161mm
Weight(KG)	15
Operating temperature range	–25 °C~+60 °C
Relative humidity	0-100%
Operating Altitude	≤4000m
Noise (typical)	≤ 35dB
Cooling concept	Natural
Protection rating	IP66
Protection class	I
Overvoltage category (PV/AC)	II/III
Pollution degree	2
User Interface	LED & LCD
Communication	RS485/WIFI/GPRS

Three Phase On-Grid Inverter

VOLTMORE
Ultimate Technology Provider

3KW-12KW



On-Grid Three Phase MPPT Inverter	IP66 Protection	Max. PV Voltage: 1100V
AC Grid Frequency: 50Hz / 60Hz	DC Switch, Anti-Islanding & Over Current Protection	Type II DC SPD / Type III AC SPD(Type II Optional)
High Efficiency: up to 98.6%	Wi-Fi / 4G Plug Optional	LCD with Touch Pad



VOLTMORE Ultimate Technology Provider

3KW-12KW

MODEL NAME RATED POWER	VMGI-3KW 3000VA/3000W	VMGI-4KW 4000VA/4000W	VMGI-5KW 5000VA/5000W	VMGI-6KW 6000VA/6000W	VMGI-8KW 8000VA/8000W	VMGI-10KW 10000VA/10000W	VMGI-12KW 12000VA/12000W
INPUT (DC)							
Max. DC voltage	1100V						
Nominal voltage	650V						
Start voltage	250V						
MPPT voltage range	140V ~ 1000V						
Number of MPPT	2						
Strings per MPPT	1						
Max. input current per MPPT	15A						
Max. short-circuit current per MPPT	20A						
OUTPUT (AC)							
Nominal AC output power	3000W	4000W	5000W	6000W	8000W	10000W	12000W
Max. AC output power	3300VA	4400VA	5500VA	6600VA	8800VA	11000VA	13200VA
Nominal AC voltage	400 / 230 V, 3P + N - PPE						
AC grid frequency range	50 / 60 Hz (± 5Hz)						
Max. output current	4.8A	6.4A	8.0A	9.6A	12.8A	16.0A	19.2A
Power factor	0.8 leading - 0.8 lagging						
THDI	3%						
EFFICIENCY							
Max. efficiency	98.4%	98.4%	98.4%	98.4%	98.6%	98.6%	98.6%
Euro efficiency	97.5%	97.5%	97.5%	97.5%	98.0%	98.1%	98.1%
PROTECTION DEVICES							
DC switch	Yes						
Output over current protection	Yes						
Anti-islanding protection	Yes						
DC reverse polarity protection	Yes						
String fault detection	Yes						
DC / AC surge protection	DC type II; AC type III; type II optional						
Insulation detection	Yes						
AC short circuit protection	Yes						
GENERAL SPECIFICATION							
Dimensions, W*H*D (mm)	380*483*161						
Display	LCD						
Operating temperature range	-25°C ~ +60°C						
Cooling type	Natural cooling						
Max. operating altitude	4000 m						
Max. operating humidity	0 - 100% (non-condensing)						
AC output terminal type	Connector						
IP class	IP66						
Topology	Transformerless						
Communication	RS-485 / Wi-fi / 4G						

Three Phase On-Grid Inverter

VOLMORE
Ultimate Technology Provider

15KW-25KW



- On-Grid Three phase MPPT Inverter
- IP66 Protection
- Max. PV Voltage: 1100V
- AC Grid Frequency: 50Hz / 60Hz
- DC Switch, Anti-Islanding & Over Current Protection
- Type II DC SPD / Type III AC SPD (Type II Optional)
- High Efficiency: Up to 98.6%
- Wi-Fi / 4G Plug Optional
- LCD With Touch Pad





VOLMORE Ultimate Technology Provider

15KW-25KW

MODEL NAME	VMGI-15KW	VMGI-20KW	VMGI-25KW
RATED POWER	**15000VA/15000W**	**20000VA/20000W**	**25000VA/25000W**
INPUT(DC)			
Max. DC voltage	1100V	1100V	1100V
Nominal voltage	650V	650V	650V
Start voltage	250V	250V	250V
MPPT voltage range	140V ~ 1000V	140V ~ 1000V	140V ~ 1000V
Number of MPPT tracker	2	2	2
Strings per MPPT tracker	2/1	2	2
Max. input current per MPPT	30A/15A	30A	30A
Max. short-circuit current per MPPT	40A/20A	40A	40A
OUTPUT(AC)			
Nominal AC output power	15000W	20000W	25000W
Max. AC output power	16500VA	22000VA	27500VA
Nominal AC voltage	400V 3L+ N		
AC grid frequency range	50Hz / 60Hz		
Max. output current	23.9A	31.9A	39.9A
Power factor	0.8leadlng - 0.8lagging		
THDI	3%		
EFFICIENCY			
Max. efficiency	98.6%	98.6%	98.6%
Euro efficiency	98.2%	98.3%	98.3%
PROTECTION DEVICES			
DC switch	Yes		
Output over current	Yes		
Anti-islanding protection	Yes		
DC reverse polarity protection	Yes		
String fault detection	Yes		
AC/DC surge protection	DC: type II / AC: type III / type II optional		
Insulation detection	Yes		
AC short circuit protection	Yes		
GENERAL SPECIFICATION			
Dimensions, W*H*D (mm)	380*483*193		
Weight (Kgs)	20.7		
Operating temperature range	-25°C ~ +60°C		
Cooling type	Fan cooling		
Max. operation altitude	4000m		
Max. operation humidity	0-100% (non-condensing)		
AC output terminal type	Connector		
IP class	IP66		
Topology	Transformer-less		
Communication	RS485/Wi-fi/4G		
Display	LCD		

Three Phase On-Grid Inverter

VOLTMORE
Ultimate Technology Provider

30KW-40KW



On-Grid Three phase MPPT Inverter	IP66 Protection	Max. PV Voltage: 1100V
AC Grid Frequency: 50Hz / 60Hz	DC Switch, Anti-Islanding & Over Current Protection	Type II DC SPD / Type III AC SPD (Type II Optional)
High Efficiency: Up to 98.6%	Wi-fi / 4G Plug Optional	LCD With Touch Pad



VOLMORE Ultimate Technology Provider

30KW-40KW

MODEL NAME RATED POWER INPUT(DC)	VMGI-30KW 30000VA/30000W	VMGI-40KW 40000VA/40000W
Recommended Max. PV array input power @ STC	39KW	52KW
Max. DC voltage	1100V	
Nominal voltage	650V	
Start voltage	250V	
MPPT voltage range	200V ~ 1000V	
Number of MPPT tracker	3	
Strings per MPPT tracker	2	
Max. input current per MPPT	30A	
Max. short-circuit current per MPPT	40A	
OUTPUT (AC)		
Nominal AC output power	30000W	40000W
Max. AC output power	33000VA	44000VA
Nominal AC voltage	230/400V, 3P+N+PE	
AC grid frequency range	50 / 60Hz (±5Hz)	
Max. output current	47.8A	63.8A
Power factor	0.8leading - 0.8lagging	
THDI	3%	
EFFICIENCY		
Max. efficiency	98.7%	
Euro efficiency	98.4%	
PROTECTION DEVICES		
DC switch	Yes	
Output over current	Yes	
Anti-islanding protection	Yes	
DC reverse polarity protection	Yes	
String fault detection	Optional	
DC/AC surge protection	DC: type II/AC: type III / II optional	
Insulation detection	Yes	
AC short circuit protection	Yes	
GENERAL SPECIFICATION		
Dimensions, W*H*D (mm)	380*483*223	380*483*227
Weight (Kgs)	25.5	32.5
Operating temperature range	- 25℃ ~ +60℃	
Cooling type	Fan cooling	
Max. operation altitude	4000m	
Max. operation humidity	0-100% (non-condensing)	
AC output terminal type	Connector	
IP class	IP66	
Topology	Transformerless	
Communication	RS485/Wi-fi/4G	
Display	LCD	

Three Phase On-Grid Inverter

VOLMORE Ultimate Technology Provider

50KW-80KW



On-Grid Three phase MPPT Inverter	IP66 Protection	Max. PV Voltage: 1100V
AC Grid Frequency: 50Hz / 60Hz	DC Switch, Anti-Islanding & Over Current Protection	Type II DC SPD / Type III AC SPD (Type II Optional)
High Efficiency: Up to 98.6%	Wi-Fi / 4G Plug Optional Reactive Power Control	LCD With Touch Pad



VOLMORE 50KW-80KW

Ultimate Technology Provider

MODEL NAME RATED POWER INPUT (DC)	VMGI-50KW 50000VA/50000W	VMGI-60KW 60000VA/60000W	VMGI-70KW 70000VA/70000W	VMGI-80KW 80000VA/80000W
Max. DC voltage	1100V	1100V	1100V	1100V
Nominal voltage	650V	650V	650V	650V
Start voltage	250V	250V	250V	250V
MPPT voltage range	200 V~1000V	200 V~1000V	200 V~1000V	200 V~1000V
Number of MPPT	4	4	4	4
Strings per MPPT	2	2	3	3
Max. input current per MPPT	32A	32A	45A	45A
Max. short-circuit current per MPPT	48A	48A	60A	60A
OUTPUT(AC)				
Nominal AC output power	50000W	60000W	70000W	80000W
Max. AC output power	55000VA	66000VA	77000VA	88000VA
Nominal AC voltage	400V 3L+N+PE			
AC grid frequency range	50Hz / 60Hz (±5Hz)			
Max. output current	79.7A	95.6A	111.6A	127.5A
Power factor	0.8leading - 0.8lagging			
THDI	3%			
EFFICIENCY				
Max. efficiency	98.5%	98.5%	98.6%	98.6%
Euro efficiency	98.2%	98.2%	98.3%	98.3%
PROTECTION DEVICES				
DC switch	Yes			
Output over current protection	Yes			
Anti-islanding protection	Yes			
DC reverse polarity protection	Yes			
String fault detection	Yes			
DC/AC surge protection	Type II			
Residual current monitoring	Yes			
AC short circuit protection	Yes			
GENERAL SPECIFICATION				
Dimensions, W*H*D (mm)	515*585*287			
Weight (Kgs)	51	55		
Operating temperature range	–25°C ~ +60°C			
Cooling type	Fan cooling			
Max. operating altitude	4000m			
Max. operating humidity	0-100%(no condensation)			
AC output terminal type	OT terminal			
IP class	IP66			
Topology	Transformer-less			
Communication	RS485/Wi-fi/4G			
Display	LCD			

Three Phase On-Grid Inverter

VOLMORE Ultimate Technology Provider

125KW



- On-Grid Three phase MPPT Inverter
- IP66 Protection
- Max. PV Voltage: 1100V
- AC Grid Frequency: 50Hz / 60Hz
- DC Switch, Anti-Islanding & Over Current Protection
- Type II DC SPD / Type II AC SPD
- High Efficiency: Up to 98.7%
- Wi-Fi / 4G Plug Optional Reactive Power Control
- LCD With Touch Pad



VOLTMORE Ultimate Technology Provider 125KW

MODEL NAME	VMGI-125KW
INPUT (DC)	
Max. DC voltage	1100V
Max. input current per MPPT	40A
Max. short-circuit current per MPPT	60A
Start voltage	350V
MPPT voltage range	200 ~ 1000V
Nominal voltage	650V
Number of MPPT	9
Strings per MPPT	2
OUTPUT (AC)	
Nominal AC output power	125KW
Max. AC apparent power	125KVA
Nominal AC voltage	230V/400V, 3W+ PE, 3W+ N+PE
AC grid frequency range	50Hz / 60Hz (±5Hz)
Max. output current	181.2A
Power factor	0.8 leading - 0.8 lagging
THDI	< 3% (nominal power)
EFFICIENCY	
Max. efficiency	98.7%
Euro efficiency	98.5%
PROTECTION DEVICES	
DC switch	Yes
Anti-islanding protection	Yes
Output over current protection	Yes
DC reverse polarity protection	Yes
String fault detection	Yes
DC/AC surge protection	DC type ll; AC type II
AC short circuit protection	Yes
AFCI function	Optional
Night SVG function	Optional
PID recovery	Optional
Insulation detection	Yes
Residual current monitoring	Yes
GENERAL SPECIFICATION	
Dimensions, W*H*D (mm)	965*700*355
Weight (Kgs)	85
Operating temperature range	-30 ~ 60°C
Cooling type	Fan Cooling
Max. operation altitude	5,000 m (> 4,000m derating)
Max. operating humidity	0-100%
Ipclass	IP66
Noise (dB)	75dB
Topology	Transformer-less
Communication	RS485/PLC/Wi-fi/4G
Display	LED , Bluetooth + APP

Three Phase On-Grid Inverter

VOLTMORE *Ultimate Technology Provider* **350KW**



On-Grid Three phase MPPT Inverter	IP66 Protection	Max. PV Voltage: 1100V
AC Grid Frequency: 50Hz / 60Hz	DC Switch, Anti-Islanding & Over Current Protection	Type II DC / AC SPD Smart I-V Curve
High Efficiency: Up to 99%	Wi-Fi / 4G Plug Optional	LCD With Touch Pad



VOLMORE Ultimate Technology Provider

350KW

MODEL NAME	VMGI-350KW-1	VMG-350KW-2
INPUT (DC)		
Max. DC voltage	1500V	
Max. input current per MPPT	30A	40A
Max. short-circuit current per MPPT	45A	60A
Start voltage	500V	
MPPT voltage range	500V ~ 1500V	
Number of strings	32	24
Number of MPPT	16	12
Strings per MPPT	2	
OUTPUT (AC)		
Nominal AC output power	350KW	
Max. AC apparent power	352KVA	
Nominal AC voltage	800V, 3W+ PE	
Nominal frequency	50Hz / 60Hz (±5Hz)	
Frequency range	45-55Hz / 55-65Hz	
Max. output current	254A	
Power factor	0.8leading - 0.8lagging	
THDI	< 3% (nominal power)	
EFFICIENCY		
Max. efficiency	99%	
PROTECTION DEVICES		
DC switch	Yes	
Anti-islanding protection	Yes	
Over current protection	Yes	
DC reverse polarity protection	Yes	
String fault detection	Yes	
DC/AC surge protection	Type II	
AC short circuit protection	Yes	
Residual current detection	Yes	
PID recovery	Optional	
Night SVG function	Optional	
GENERAL SPECIFICATION		
Dimensions, W*H*D (mm)	1050*860*393	
Weight (Kgs)	130	
Operating temperature range	-30 ~ 60°C	
Cooling type	Fan cooling	
Max. operation altitude	5,000 m (> 4,000m derating)	
Max. operating humidity	0 -100%	
AC output terminal type	OT terminal	
IP class	IP66	
Noise (dB)	75dB	
Topology	Transformer-less	
Communication	RS485 / PLC	
Display	LED , Buletooth + APP	

Solar Water Pump Controller



CM-SPC50
2.2-37KW

- Water Pump Protection
- Web/App Monitoring, Touch Screen
- Stable Operation Under Weak Light
- 220–900 VDC MPPT Input Range
- AC & DC Power Support
- Auto-Switches Between Solar and Grid Power
- Precise Speed & Torque, High Efficiency



CM-SPC50 2.2-37KW

MODEL NAME	Rated Power (kW)	Power Supply Capacity (kVA)	Input Current (A)	Output Current (A)	Adapted Motor kW	Adapted Motor HP
150-450VDC / Single phase 200-240VAC input Three phase 0-220VAC output						
CM-SPC50-2.2KWSP	2.2	4	23	9.6	2.2	3
220-900VDC / Three phase 380-480VAC input Three phase 0-380VAC output						
CM-SPC50-2.2KW	2.2	4	5.8	5.1	2.2	3
CM-SPC50-4KW	4	5.9	10.5	9	4	5.5
CM-SPC50-5.5KW	5.5	8.9	14.6	13	5.5	7.5
CM-SPC50-7.5KW	7.5	11	20.5	17	7.5	10
CM-SPC50-11KW	11	17	26	25	11	15
CM-SPC50-15KW	15	21	35	32	15	20
CM-SPC50-18.5KW	18.5	24	38.5	37	18.5	25
CM-SPC50-22KW	22	30	46.5	45	22	30
CM-SPC50-30KW	30	40	62	60	30	40
CM-SPC50-37KW	37	57	76	75	37	50

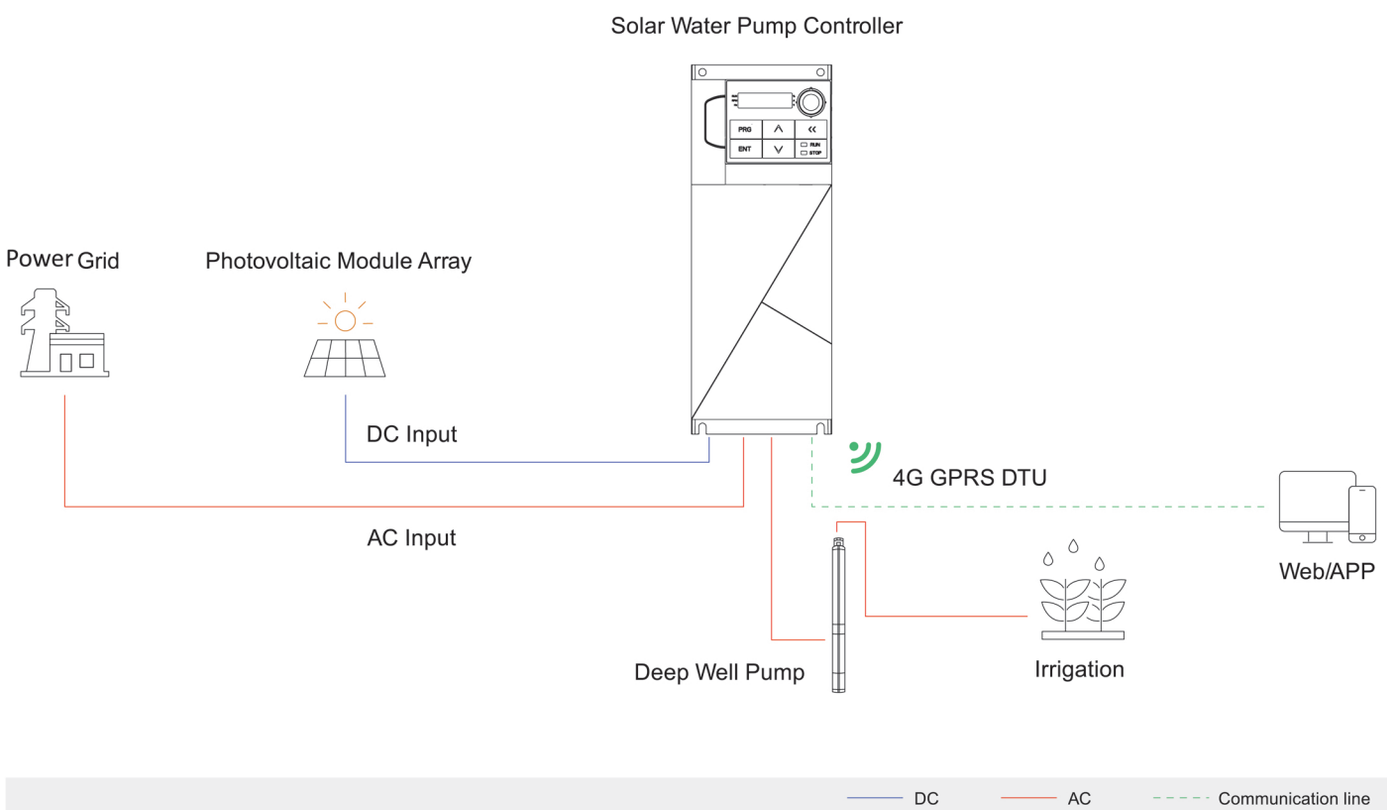

Solar Water Pump Controller



CM-SPC33
45-110KW

- Up to 99.8% MPPT Efficiency
- Multi Pump Protection
- AM PMSM Single Phase, Multi Types of Pumps
- Automatic Hybrid Compensation
- Automatic Start & Stop
- Zero Programming



CM-SPC33
45-110KW

MODEL NAME	CM-SPC 33-45KW	CM-SPC 33-55KW	CM-SPC 33-75KW	CM-SPC 33-93KW	CM-SPC 33-110KW
DC Input					
Max. Input Voltage [V]	900				
Start Voltage [V]	350				
Min. Input Voltage [V]	220				
MPPT Voltage Range [V]	500~750				
Recommended Input Working Voltage [V]	560				
Recommended PV Array Power [kW]	54~72	66~88	90~120	112~149	132~176
AC Input					
Input Voltage [V]	3PH 380-480				
Input Frequency [Hz]	50/60				
AC Output					
Output Power [kW]	45	55	75	93	110
Rated Current [A]	91	112	150	176	210
Output Voltage [V]	3PH 0-380/480				
Output Frequency [Hz]	0-50/60				
Control Performance					
Control Mode	V/F，SVC				
Overload Capability	150% of rated current:60 seconds;180% of rated current:1 seconds				
Protection					
Undervoltage Protection	Integrated				
Overvoltage Protection	Integrated				
Overload Protection	Integrated				
Short-circuit Protection	Integrated				
Overheat Protection	Integrated				
Lack of Water Protection	Integrated				
Surge Protection	Integrated				
General Data					
MPPT Efficiency	99.8%				
Ingress Protection Degree	IP20				
Cooling Mode	Air cooling				
Communication Interface	RS485 communication interface				
Ambient Operating Temperature	-20℃～60℃ (>45℃, rated power will be derated for 1% by every additional 1℃)				
Operation Altitude	Below 2000 meters, there is no need to derate, 2000-3000 meters, each increase of 100 meters, derate 1%				
Physical Dimension [H*W*D] [mm]	543*310*280		580*358*328		
Weight [kg]	22.3	22.7	38.93	39.45	40.07
Standard Warranty [Month]	18				

Notes: Inductor is suggested to be added to the solar pumping system if the distance between solar pump controller and water pump is over 50m

Solar Water Pump Controller



CM-SPC33

132-500KW

- Up to 99.8% MPPT Efficiency
- Multi Pump Protection
- AM PMSM Single Phase, Multi Types of Pumps
- Automatic Hybrid Compensation
- Automatic Start & Stop
- Zero Programming



CM-SPC33
132-500KW

MODEL NAME	CM-SPC33-										
	132kW	160kW	185kW	200kW	220kW	280kW	315kW	355kW	400kW	450kW	500kW
DC Input											
Maximum input voltage [V]	900										
Starting voltage [V]	350										
Minimum input voltage [V]	220										
MPPT voltage range [V]	500~750										
Optimum input voltage [V]	560										
Recommended PV array power [kW]	158~211	192~256	222~296	240~320	264~352	300~400	336~448	378~504	426~568	480~640	540~720	600~800
AC Input											
Input voltage range [V]	3PH 380-480										
Input frequency [Hz]	50/60										
AC output											
Rated output power [kW]	132	160	185	200	220	250	280	315	355	400	450	500
Rated current [A]	253	304	340	377	426	465	520	585	650	725	800	860
Output voltage [V]	3PH 0-380/480										
Output frequency [Hz]	0-50/60										
Control Performance											
Control Mode	V/F，SVC										
Overload Capability	150% of rated current:60 seconds;180% of rated current:1 seconds										
Protection											
Undervoltage Protection	Integrated										
Overvoltage Protection	Integrated										
Overload Protection	Integrated										
Short-circuit Protection	Integrated										
Overheat Protection	Integrated										
Lack of Water Protection	Integrated										
Surge Protection	Integrated										
General Data											
MPPT Efficiency	99.8%										
Ingress Protection Degree	IP20										
Cooling Mode	Air cooling										
Communication Interface	RS485 communication interface										
Ambient Operating Temperature	-20℃～60℃(>45℃, rated power will be derated for 1% by every additional 1℃)										
Operation Altitude	Below 2000 meters, there is no need to derate, 2000-3000 meters, each increase of 100 meters, derate 1%										
Physical Dimension [H*W*D] [mm]	1199*502*355					1570*600*408			1696*800*246.3		

Note：Inductor is suggested to be added to the solar pumping system if the distance between solar pump controller and water pump is over 50m.

Mobile All-In-One ESS



NURA LITE 1KW/2KWH

1kW All-in-One Power	160A Fast Charging	Enhanced Surge Protection
2kWh Lithium Battery	Portable Wheeled Design	Built-In AC & DC Protection
Plug & Play Operation	AC & Solar Charging	Home & Outdoor Backup



NURA LITE 1KW/2KWH

MODEL	NURA LITE 1kW/2kWh
Rated Inverter Power	1000W
INPUT	
Voltage	230Vac
Voltage Range	90~280Vac ± 5Vac
Frequency Range	45~65Hz
AC Input Connection	IEC C14
PV Input Connection	PP75
OUTPUT	
AC Voltage Regulation (Batt. Mode)	230Vac ± 5Vac
Surge Power	2000VA
Rated Output Frequency	50Hz ± 5%
Transfer Time	20 ms (Typical)
Waveform	Pure Sine Wave
Output Type	4*AC Outlets
SOLAR CHARGER & AC CHARGER	
Solar Charger type	MPPT
Maximum PV Array Power	550W
Maximum PV Array Open Circuit Voltage	11-55Vdc
Maxmum Input Current	15A
Maxmum Solar Charge Current	100A
AC Charge Current	140A
Maximum Charge Current	160A
BATTERY	
Capacity	6.4V 314Ah 2009.6Wh
Nominal Voltage	6.4Vdc
Charging Voltage	7.3V
Max Continuous Discharging Current	200A
COMMUNICATION	
Communication Ports	USB (5V 1A)
PROTECTION	
Protection Type	AC Input / Output breakers Protection AC Input / Output Undervoltatge Protection AC Input / Output Overvoltatge Protection Battery Undervoltatge / Overvoltatge Protection AC Output Overload / Short Circuit Protection Over Temperture Protection
ENVIRONMENT	
Humidity	20%~95%(No condensing)
Storage temperature	-15~60
Operation Temperature	-10-40 ℃
PHYSICAL	
Dimension(net), D * W * H (mm)	280*280*520
Dimension(package), D * W * H (mm)	330*330*600
Net Weight (kg)	23
Gross Weight (kg)	28

Mobile All-In-One ESS



NURALITE
3.6KW/2.56KWH
3.6KW/5.12KWH

- 3.6kW All-in-One Power
- 1C Fast Charging
- Enhanced Surge Protection
- 2.56/5.12kWh Lithium Battery Options
- Portable Wheeled Design
- Built-In AC & DC Protection
- Plug & Play Operation
- AC & Solar Charging
- Home & Outdoor Backup



NURALITE
3.6KW/2.56KWH
3.6KW/5.12KWH

MODEL	NURA LITE 3.6kW/2.56kWh	NURA LITE 3.6kW/2.56kWh
Rated Inverter Power	3600W	
INPUT		
Voltage	230Vac	
Voltage Range	90~280Vac ± 5Vac	
Frequency Range	50~60Hz	
AC Input Connection	IEC C14	
PV Input Connection	PP75	
OUTPUT		
AC Voltage Regulation (Batt. Mode)	230Vac ± 5Vac	
Surge Power	3600VA	
Rated Output Frequency	50Hz ± 5%	
Transfer Time	20 ms (Typical)	
Waveform	Pure Sine Wave	
Output Type	4*AC Outlets	
SOLAR CHARGER & AC CHARGER		
Solar Charger type	MPPT	
Maximum PV Array Power	5000W	
Maximum PV Array Open Circuit Voltage	40-450Vdc	
Maxmum Input Current	15A	
Maxmum Solar Charge Current	100A	
AC Charge Current	100A	
Maximum Charge Current	100A	
BATTERY		
Capacity	2560Wh (25.6v,100Ah)	5120Wh (25.6v,200Ah)
Nominal Voltage	25.6Vdc	
Charging Voltage	27.6Vdc	
Max Continuous Discharging Current	100A	
COMMUNICATION		
Communication Ports	(5V 1A) USB	
PROTECTION		
Protection Type	AC Input / Output breakers Protection AC Input / Output Undervoltatge Protection AC Input / Output Overvoltatge Protection Battery Undervoltatge / Overvoltatge Protection AC Output Overload / Short Circuit Protection Over Temperture Protection	
ENVIRONMENT		
Humidity	20%~95%(No condensing)	
Storage temperature	-15~60 ℃	
Operation Temperature	-10-40 ℃	
PHYSICAL		
Dimension(net), D * W * H (mm)	330*380*605	
Dimension(package), D * W * H (mm)	465*385*677	
Net Weight (kg)	38.7	56.94
Gross Weight (kg)	40.62	58.85

All-In-One ESS

- Feed-in to the Grid
- ESS 6.5KW Inverter & 5kWh LiFePO4 Battery
- Dual MPPT with 17A Each with Max. PV Input Power 9600W
- ON / OFF Grid Switching
- Expandable Up to 15kWh
- Dual Output for Smart Load Management
- PV or AC or Generator Wake Up Battery
- User-friendly Touch Screen
- Parallel Operation Up to 16 Units

NURA

6.5KW/5KWH



10 YEARS WARRANTY

Terms & Conditions Apply



NURA

6.5KW/5KWH

MODEL NAME	NURA6.5kW
INPUT (PV DC)	
Max. PV input power (W)	9600 (4800/4800)
Rated PV input voltage (V)	320
Number of independent MPPT inputs	2 / (1:1)
PV input voltage range (V)	100 ~ 500
MPPT voltage range (V)	120 ~ 400
Start-up voltage (V)	100
Max. PV input current per MPPT (A)	17 / 17
Max. PV short-circuit current input per MPPT (À)	25 / 25
Max. PV charging current (A)	140
Battery Input	
Battery voltage (V)	38.4 ~ 60
Max. charging /discharging current (A)	140
Max. charging /discharging power (W)	6500
UPS output @ off-grid	
Output voltage waveform	Pure sine wave
Output voltage regulation (V)	208 / 220 / 230 / 240±5%
Output frequency (Hz)	50 / 60
Rated output power (W)	6500
Rated output current (A)	28.3
Peak efficiency	93%
Overload protection	5s@≥150% overload; 10s@110%~150% overload
Surge power	2*Pn, 5s
Parallel quantity	16pcs
AC Input	
Nominal input voltage (V)	230
Nominal input frequency (Hz)	50 / 60 (Auto detection)
Max. AC input current (A)	39.5
Max. AC input power (W)	9000
Max. AC charging current (A)	140
AC Ouput @ Gird	
Rated AC output current (A)	28.3
Rated AC output power (W)	6500
Rated AC current of bypass relays (A)	60
Switching time	Typical<7ms@Single; <20ms@Parallel
Gen	
Rated GEN voltage (V)	220 / 230 / 240
Rated GEN frequency (Hz)	50 / 60
Rated GEN input Current (A)	32
Rated GEN input Power (W)	7370
Rated GEN current of bypass relays (A)	60
Battery MODULE	
Battery power (kwh)	5.12
Rated voltage (V)	51.2
Rated capacity (Ah)	100
Battery type	Lithium-ion
Max. parellel (Default)	2PCS
Max. discharging current (A)	100
Max. charging current (A)	100
Dimension, W*H*D (mm)	580*434*165
Net weight (kgs)	54
Standard	
Protection / General Specifications	
Grid monitoring	YES
AC surge protection	Type lll
Dimension, W*H*D (mm)	580*1300*165mm
Weight (kgs)	125.4
Ingress protection rating	IP21
Display & communication interface	Touch screen, RS485 / Wi-fi / CAN
Cooling method	Smart cooling
Topology	Transformer-less
Noise emission (typical) (dB)	<58
Operating temperature range (°C)	0 ~ 45
Storage temperature (°C)	-15 ~ 60
Humidity	5% to 95% Relative Humidity (Non-condensing)
Altitude (m)	<2000

All-In-One ESS

- Feed-in to the Grid
- 10 kWh/16 kWh integrated battery options
- Dual MPPT with 17A Each with Max. PV Input Power 9600W
- 2× surge power (5s)
- PV/Grid/Generator input
- Dual Output for Smart Load Management
- PV or AC or Generator Wake Up Battery
- User-friendly Touch Screen
- Parallel Operation Up to 16 Units

NURA

6.5KW/10KWH
6.5KW/16KWH





NURA

6.5KW/10KWH
6.5KW/16KWH

MODEL NAME	NURA 6.5KW
Input (PV DC)	
Max. PV input power (W)	9600 (4800 / 4800)
Rated PV input voltage (V)	320
Number of independent MPPT inputs	2
Max. PV input voltage (V)	500
MPPT voltage range (V)	120 ~ 400
Start-up voltage (V)	100
Max. PV input current per MPPT (A)	17 / 17
Max. PV short-circuit current input per MPPT (A)	25 / 25
Max. PV charging current (A)	140
AC Output (Backup)	
Output voltage waveform	Pure sine wave
Output voltage regulation (V)	208 / 220 / 230 / 240 ± 5%
Output frequency (Hz)	50 / 60
Rated output power (W)	6500
Rated output current (A)	28.3
Switching time	<7ms@Single ; <20ms@Parallel
Overload protection	5s@≥150% load ; 10s@110%~150% load
Surge power	2 × rated power for 5s
THDV	< 3%
AC Input	
Rated input voltage (V)	230
Rated input frequency (Hz)	50 / 60
Max. AC input current (A)	45
Max. AC input power (W)	9000
Max. AC charging current (A)	140
Max. continuous AC passthrough current (A)	40
THDI	< 5%
GEN	
Rated GEN voltage (V)	230
Rated GEN frequency (Hz)	50 / 60
Rated GEN input current (A)	32
Rated GEN input power (W)	7370
Efficiency	
Max. efficiency	99.9%
MPPT efficiency	93.0%
Max. charge / discharge efficiency	93.0%
Protection	
Grid monitoring	YES
AC surge protection	Type lll
General Specifications	
Weight	16.5 kg / 36.4 lbs
Dimension (W × H × D)	580 × 350 × 175 mm / 22.8 × 13.8 × 6.89 in
Base weight	2.5kg / 5.51lbs
Base dimension (W × H × D)	580 × 80 × 175 mm / 22.8 × 3.2 × 6.9 in
Ingress protection rating	IP20
Display & Communication interface	LCD + LED, RS485 / Wi-Fi / CAN
Cooling method	Smart cooling
Topology on AC / Battery side	Transformerless / Transformer
Warranty	3 years (Inverter Module) ; 5 years(Battery Module)
Noise emission (dB)	< 50
Operating temperature range (°C)	0 ~ 50
Storage temperature (°C)	-15 ~ 60
Humidity	5% to 95% Relative Humidity (Non-condensing)
Max. operating altitude (m)	4000, > 2000 Derating

BATTERY MODULE	10kWh	16kWh
Battery module voltage (V)	45.6-58.4	38.4-60
Number of modules per inverter	1	
Battery energy (kWh)	10.5	16
Rated voltage (V)	51.2	
Rated capacity (Ah)	205	314
Battery type	Lithium-ion	
Max. discharging current (A)	140	
Max. charging current (A)	140	
Battery module weight	TBD	98 kg / 216.1 lbs
Battery module dimension (W × H × D)	580×950×175 mm / 22.8×37.4×6.89 in	

Transparent LiFePO4 Battery Pack



NEO-12.8V100 NEO-25.6V100
NEO-12.8V200 NEO-25.6V200

- Eco-friendly Transparent ABS Casing
- Grade A Prismatic LiFePO4 Cells
- 10 Years Designed Service Life
- >4000 Cycles @ 80% DoD, 0.5C @ 25°C

3 YEARS WARRANT
Terms & Condition

Discharge Performance at 25℃

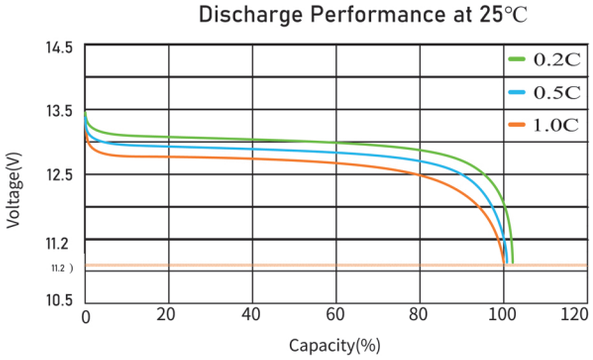

Charge and Discharge at 25℃,0.5C

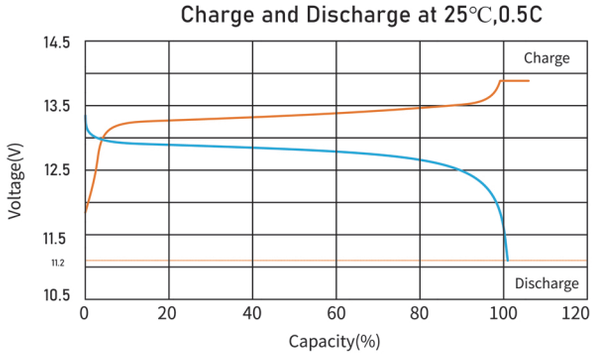

Temperature Effects on Capacity at 0.5C

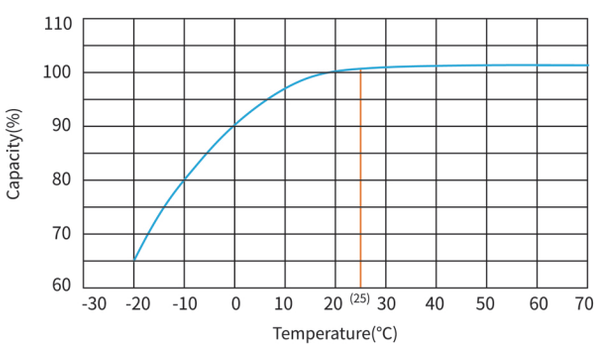

Cycle Life with DOD @ 0.5℃, 25℃

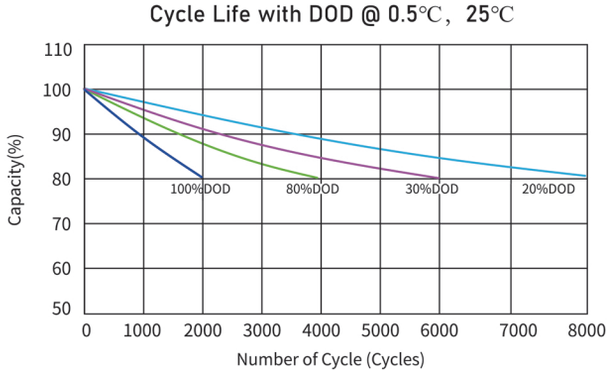

NEO-12.8V100 NEO-25.6V100
NEO-12.8V200NEO-25.6V200

MODEL NAME	NEO-12.8V100	NEO-12.8V200	NEO-25.6V100	NEO-25.6V200
Basic Performance				
Nominal Voltage (VDC)	12.8	12.8	25.6	25.6
Nominal Capacity (Ah)	100	200	100	200
Energy (kWh)	1.28	2.56	2.56	5.12
Internal Resistance (mΩ)	<=15	<=10	<=15	<=10
System Series/Parallel	4S, 4P	4S, 4P	2S, 4P	2S, 4P
Self Discharge	<=2%/Month			
Cycle Life	>6000 times @ 95% DOD			
Design Life	10 Years			
Charge Performance				
Recommended Charge Current (A)	50	100	50	200
Maximum Charge Current (A)	100	200	100	200
Recommended Charge Voltage (V)	13.6~13.8	13.6~13.8	27.2~27.6V	27.2~27.6V
Max Charge Voltage (V)	14.4	14.4	29.2V	29.2V
Overcharge Protection Voltage (V)	14.8~15.0	14.8~15.0	29.6~30.0V	29.6~30.0V
Charge Cut-off Voltage	>14.8V (0.5~1.5s)	>14.8V (0.5~1.5s)	>29.6V (0.5~1.5s)	>29.6V (0.5~1.5s)
Charge Mode	CC/CV			
Discharge Performance				
Maximum Continuous Discharge Currer	100	200	100	200
Pulse Current (<=5s)	600	600	600	750
Rated Discharge Cut-off Voltage (V)	11.2	11.2	22.4	20.8
Minimum Discharge Cut-off Voltage (V)	>10	>10	>20	>20
Reconnect Voltage (V)	>10.4	>10.4	>20.8	>20.8
Short Circuit Protection (μs)	200~800			
Mechanical Specifications				
Weight (kg)	10.1	19.5	21	37
Size (mm)	306*169*215	520*240*220	520*240*220	520*268*220
Case Material	ABS			
Terminal Type	M8			
Temperature Performance				
Discharge Temperature (°C)	-20~60			
Charge Temperature (°C)	0~45			
Storage Temperature (°C)	-5~35			
High Temperature Cut-off (°C)	65			
Reconnect Temperature (°C)	48			



Supports Series Connection

WALL-MOUNTED LiFePO4 BATTERY



LAVIE5-25.6V200
LAVIE5-51.2V100

- GRADE A LiFePO4 Cells, > 8000 Cycles @ 50% DoD, 0.5C @ 25°c
- Parallel Up to 16 Modules
- Supports CAN/RS485, compatible with major inverter brands
- WiFi & Bluetooth for real time monitoring
- Fire-redundant wiring and laser welding for enhanced safety
- Built-in Smart BMS with multi-protection (OVP, ODP, OTP, SCP)



LAVIE5-51.2V100
LAVIE5-25.6V200

MODEL NAME	LAVIE5-25.6V200	LAVIE5-51.2V100
GENERAL SPEC		
Rated Voltage （V）	25.6	51.2
Rated Capacity （Ah）	200	100
Rated Energy （Wh）	5120	5120
OPERATION PARAMETER		
Voltage Range （V）	22.4-28.8	44.8-56.0
Charge Voltage Range （V	28.0-28.8	55.2-56.0
Cut-off Voltage （V）	22.4	44.8
Recommend Charge Current (A)	100	50
Max Charge Current (A)	200	100
Max Discharge Current (A)	200	100
PHYSICAL PARAMETER		
Dimension ： L*W*H（mm）	455*575*230	550*400*178
Weight （kg）	44.5	44.5
Communication Port	RS485 、 CAN	
Display	LED+LCD	
Terminal	OT terminal	
ENVIRONMENT PARAMETER		
Humidity （%）	5-95% RH	
Charge Temperature Range （℃）	0-45	
Discharge Temperature Range （℃）	-20-60	
Storage Temperature Range （℃）	-20-45	
SERVICE LIFE		
Cycle Life	＞8000 （0.5C @ 25℃， 50% DOD）	
Design Life (Year)	15	

LiFePO4 BATTERY



CMLB-51.2-230
CMLB-51.2-280

- GRADE A LiFePO4 Cells, > 6000 Cycles @ 90% DoD, 0.5C @ 25°c
- Parallel Up to 16 Modules
- Supports CAN/RS485, Compatible with Major Inverter Brands
- WiFi & Bluetooth for Real Time Monitoring
- Fire-redundant Wiring and Laser Welding for Enhanced Safety
- Built-in Smart BMS with Multi-Protection (OVP, ODP, OTP, SCP)



CMLB-51.2-230
CMLB-51.2-280

MODEL NAME	CMLB-51.2-230	CMLB-51.2-280
GENERAL SPEC		
Rated Voltage （V）	51.2	
Rated Capacity （Ah）	230	280
Rated Energy （Wh）	11776	14336
OPERATION PARAMETER		
Voltage Range （V）	44.8-56.0	
Charge Voltage Range（V）	55.2-56.0	
Cut-off Voltage （V）	44.8	
Recommend Charge Current (A)	100	
Max Charge Current (A)	200	
Max Discharge Current (A)	200	
PHYSICAL PARAMETER		
Dimension ： L*W*H（mm）	455*750*230	460*900*231
Weight （kg）	93.8	124.5
Communication Port	RS485 、 CAN	
Display	LED+LCD	
Terminal	OT terminal	
ENVIRONMENT PARAMETER		
Humidity （%）	5-95% RH	
Charge Temperature Range （℃）	0-45	
Discharge Temperature Range （℃）	-20-60	
Storage Temperature Range （℃）	-20-45	
SERVICE LIFE		
Cycle Life	＞6000 （0.5C @ 25℃， 90% DOD）	
Design Life (Year)	15	

LiFePO4 BATTERY



CMLB-51.2-314

- GRADE A LiFePO4 Cells, > 10000 Cycles @ 80% DoD, 0.5C @ 25°c
- Parallel Up to 16 Modules
- Supports CAN/RS485, Compatible with Major Inverter Brands
- WiFi & Bluetooth for Real Time Monitoring
- Fire-redundant Wiring and Laser Welding for Enhanced Safety
- Built-in Smart BMS with Multi-Protection (OVP, ODP, OTP, SCP)



CMLB-51.2-314

MODEL NAME	CMLB-51.2-314
GENERAL SPEC	
Rated Voltage （V）	51.2
Rated Capacity （Ah）	314
Rated Energy （Wh）	16077
OPERATION PARAMETER	
Voltage Range （V）	44.8-57.0
Charge Voltage Range（V）	56.0-57.0
Cut-off Voltage （V）	44.8
Recommend Charge Current (A)	100
Max Charge Current (A)	200
Max Discharge Current (A)	200
PHYSICAL PARAMETER	
Dimension ： W*D*H（mm）	460*895*245
Weight （kg）	128 kg
Communication Port	RS485 、 CAN
Display	LED+LCD
Terminal	OT terminal
ENVIRONMENT PARAMETER	
Humidity （%）	5-95% RH
Charge Temperature Range （℃）	0-50
Discharge Temperature Range （℃）	-20-55
Storage Temperature Range （℃）	-20-55
SERVICE LIFE	
Cycle Life	＞10000 （0.5C @ 25℃，80% DOD）
Design Life (Year)	15

HIGH VOLTAGE LiFePO4 BATTERY



CM-HV-STACK

- 20 Stack Parallel
- 9 Series Per Stack
- Ultra Safe LFP Material
- High Voltage Battery
- Short Circuit Protection
- Flexible Remote Upgrade



CM-HV-STACK

MODEL NAME	CM-HV-STACK
Scalable Connection	2~9pcs series per stack, up to 20 stack parallel
Battery module nominal voltage	70.4V
Battery module nominal capacity	72Ah
Battery module nominal energy	5.069kWh
Protection	IP65
Battery module voltage range	61.6V~80.3V
Recommend charge/discharge current	36A, 0.5C per battery module
Max continuous charge/discharge current	50.4A, 0.7C per battery module
Max continuous charge/discharge power	3.548 kW per battery module
Series per stack	Max. 9 battery series, up to 45kWh per stack
System expansion	10 stack parallel w/o extra device needed, 20 stack parallel with extra BAU installed
DOD	95%
Charging/Discharging temperature	0 ~ +55 ℃ , -20 ~ +55℃
Recommend storage humidity	10% ~ 90% RH
Warranty *	10 years, 6000 cycles; whichever occurs first
Remote Maintenance	Flexible remote upgrade, Original firmware backup to prevent upgrade failure

*@25℃, 95% DOD, 0.5C testing condition



C&I Indoor Storage Battery



- Scalable to 261.17 kWh
- Floor Mounting
- Intelligent Fan cooling
- IP21 Protection Level
- Compatible with CM-50-HVS & CM-125-HVS
- High Voltage and High Efficiency

Safety Reliable

Easy Installation

High Efficiency

Expandable System

90% DOD



CM-(60-260)-HVB
C&I Indoor Storage Battery

Battery Model	CM-20-HVPK
Technical Parameters	
Battery type	LFP (LiFePO4)
Battery Cell Brand	EVE
Norminal Capacity	20.09 kWh
Norminal Voltage	64 V
Operating Voltage Range	57 ~ 72 V
Charging / Discharging Rate	0.5 C
Standard Charging / Discharging Current	157 A / 157 A
Depth of Discharge	90%
Module Connection	3 ~ 13 (Max. 13 Modules in Series)
Total Battery Capacity	60.27 ~ 261.17 kWh
Genenral Parameters	
Dimensions(WxHxD)	554 x 290 x 970 mm
Weight	< 180 kg
Installation Site	Indoor
IP Protection	IP21
Anti Corrosion Level	C2
Operation Humidity	0 ~ 95% (No Condensing)
Operation Temperature	Charging: 0 ~ 50℃; Discharging: -20 ~ 50℃
Max. Operation Altitude	≤ 3000 (>2000m Derating)
Communication Prot	Etherne / CAN / RS-485
Communication Protocol	CAN / TCP
Cooling Method	Intelligent Fan Cooling
Warranty	5 Year Product Warranty, 10 Year Performance Warranty

HV Box Model	CM-HVBX-360	CM-HVBX-936
Technical Parameters		
Dimensions(WxHxD)	554 x 290 x 970 mm	
Weight	80 kg	
Max. Charge / Discharge Current	157 A	
Current Measurement Range	-157 ~ 157 A	
Operation Humidity	0 ~ 95% (No Condensing)	
Operation Temperature	-25 ~ 55℃	
IP Protection	IP21	
Installation Site	Indoor	
Cooling Method	Natural cooling	
Display	LCD	
Communication Interfaces	CAN; RS-485; Ethernet	
Battery Module Connection	3 ~ 5	6 ~ 13
Rated Voltage Range	171 ~ 360 V	342 ~ 936 V
Inverter Compatibility	CM-50-HVS	CM-125-HVS







C&I high voltage outdoor solution

CM-50-HVS
CMHV-100KWH





Premium 314Ah EVE $LiFePO_4$ Cells for maximum safety, reliability, and long service life.

10ms Seamless On/Off-Grid Switching ensures uninterrupted backup power for critical loads.

Advanced BMS & EMS Integration for intelligent energy management and system optimization

Supports Peak Shaving & Time-of-Use Management to reduce electricity costs and maximize energy savings.

Comprehensive Safety Protection with carbon monoxide detection, fire water injection port, explosion vent, sound & light alarm, and exhaust fan.

DC & AC Coupling Compatible for seamless integration with new and existing solar energy systems.

24/7 Cloud Monitoring & Remote Management for real-time performance tracking, diagnostics, and system control.

CM-50-HVS
CMHV-100KWH



Technical Parameters	CMHV-100KWH
Battery Type	LiFe (LiFePO4)
Battery Module Capacity	20.09 kWh
Number of Modules	5
Total Battery Capacity	100.48 kWh
Nominal Voltage	320 V
Operating Voltage Range	285 ~ 360 V
Charging / Discharge Rate	0.5 C
Standard Charging / Discharging Current	157 A / 157 A
DoD	90%
General Parameters	
Dimensions (W x H x D)	1060 x 1380 x 2085 mm
Weight	< 1.5 T
Installation Site	Outdoor
IP Protection	IP54
Anti Corrosion Level	C4
Operation Humidity	0 ~ 95% (No Condensing)
Operation Temperature	-30°C ~ +50°C
Max. Operation Altitude	≤ 3000 (> 2000m Derating)
Communication Port	Ethernet; CAN; RS485
Communication Protocol	CAN; TCP
Cooling Method	Intelligent Air Cooling
Warranty	5 Year Product Waarranty; 10 Year Performance Warranty

C&I high voltage outdoor solution







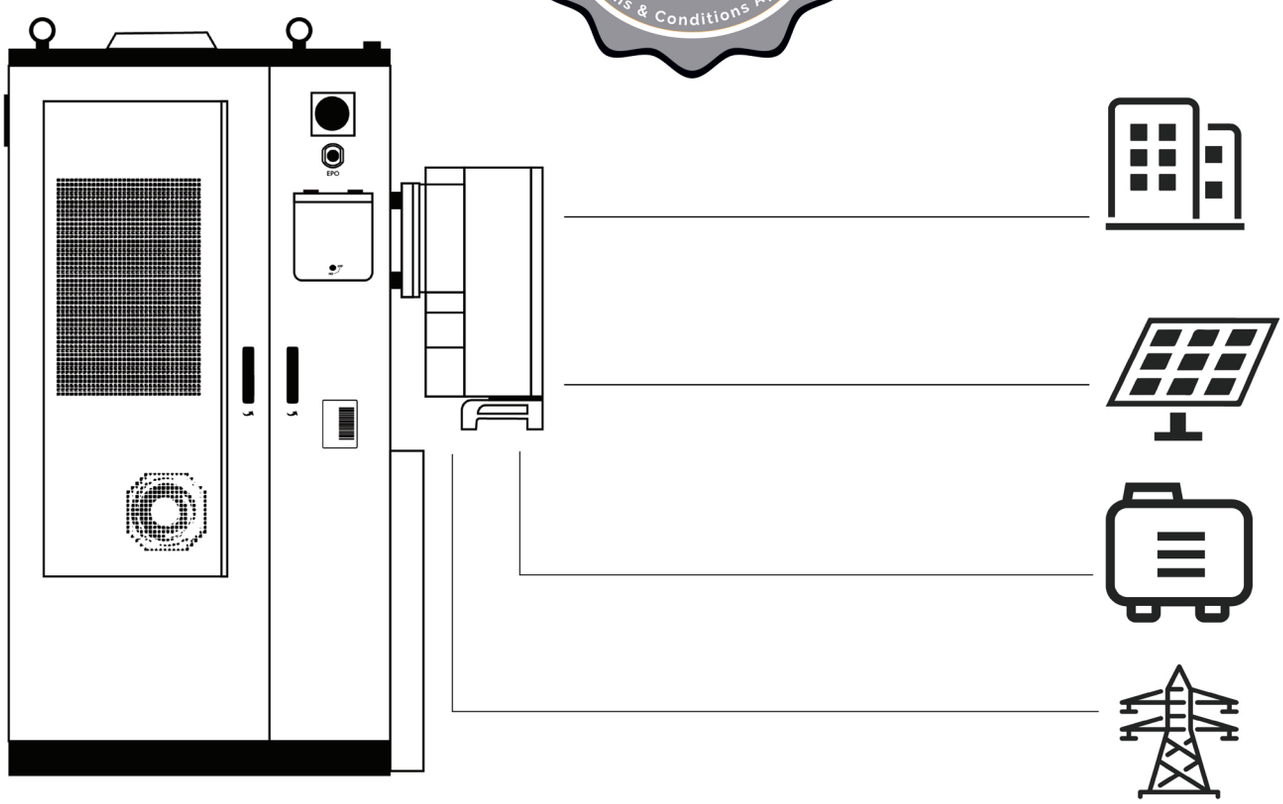

CM-50-HVS
CMHV-100KWH

Product Specifications	CM-50-HVS
PV Side	
MPPT Voltage Range	250 ~ 950 Vdc (Max. 1000 Vdc)
MPPT Rated Voltage	720 Vdc
MPPT Rated Voltage (Full Load)	600 ~ 800 V
Max. PV Power	100 kWp
Number of MPPT / Strings per MPPT	4 / 2
Max. Current per MPPT	45 A
Battery Side	
Battery Voltage Range	150 ~ 9 50 Vdc
Battery Rated Voltage Range	180 ~ 8 00 Vdc
Max. DC Current	80 Adc x 2
Max. DC Power	55 kW
Number of DC Inputs	2
AC Side (On Grid)	
Nominal AC Output Power	50 kW
Max. AC Output Power	55 kVA
Max. AC Input Power (Single-phase)	37.5 kW
Rate AC Output Current	72 A
Max. AC Input Current	163 A
AC Rated Voltage / Voltage Range	230 / 400 Vac; 220 / 380 Vac; 3L+PE+N; -15% ~ +10%
Nominal Grid Frequency / Frequency Range	50 Hz / 60 Hz (±5 Hz)
THDi	< 3% (100% Load)
Adjustable PF Range	-0.8 (Lagging) ~ 0.8 (Leading)
Backup Output	
Nominal AC Voltage	230 / 400 V; 220 / 380 Vac; 3L+PE+N
THDv	< 3% (Rated Power)
Nominal Grid Frequency / Frequency Range	50 Hz / 60 Hz
Nominal AC Output Power	50 kW
Max. AC Output Power (Single-phase)	25 kW
Max. Output Current	110 A
Genset Input	
Max. Input Current	110 A
Efficiency	
Max. Efficiency	97.5%
Protection	
Reverse DC Connection Protection	Yes
Anti-Islanding Protection	Yes
Over-Temperature Protection	Yes
Grid Monitoring / Earthing Fault Detection	Yes
Insulation Monitoring	Yes
DC / AC Surge Protection	DC Type II; AC Type II
AFCI	Optional
General Parameters	
Dimensions (W x H x D)	900 x 730 x 355 mm
Weight	101 kg
Topology	Transformerless
IP Protection	IP65
Operation Temperature Range	-25 ~ 60℃ (> 45℃ Derating)
Operation Humidity Range	0 ~ 100% (No Condensing)
Cooling Method	Intelligent Air Cooling
Max. Operation Altitude	4000 m (> 3000 m Derating)
Communication Port	RS-485 / CAN

C&I high voltage outdoor solution



CM-125-HVS
CMHV-260KWH

- Premium 314Ah EVE $LiFePO_4$ Cells for maximum safety, reliability, and long service life.
- 10ms Seamless On/Off-Grid Switching ensures uninterrupted backup power for critical loads.
- Advanced BMS & EMS Integration for intelligent energy management and system optimization
- Supports Peak Shaving & Time-of-Use Management to reduce electricity costs and maximize energy savings.
- Comprehensive Safety Protection with carbon monoxide detection, fire water injection port, explosion vent, sound & light alarm, and exhaust fan.
- DC & AC Coupling Compatible for seamless integration with new and existing solar energy systems.
- 24/7 Cloud Monitoring & Remote Management for real-time performance tracking, diagnostics, and system control.



CM-125-HVS
CMHV-260KWH



Technical Parameters	CMHV-260KWH
Battery Type	LiFe (LiFePO4)
Battery Module Capacity	20.09 kWh
Number of Modules	13
Total Battery Capacity	261.24 kWh
Nominal Voltage	832 V
Operating Voltage Range	741 ~ 936 V
Charge / Discharge Rate	0.5 C
Standard Charging / Discharging Current	157 A / 157 A
DoD	90%
General Parameters	
Dimensions (W x H x D)	1324 x 1440 x 2415 mm
Weight	< 2.66 T
Installation Site	Outdoor
IP Protection	IP54
Anti Corrosion Level	C4
Operation Humidity	0 ~ 95% (No Condensing)
Operation Temperature	-30°C ~ +50°C
Max. Operation Altitude	4000 m (> 3000 m Derating)
Communication Port	Ethernet; CAN
Communication Protocol	CAN; TCP
Cooling Method	Intelligent Air Cooling
Warranty	5 Year Product Waarranty; 10 Year Performance Warranty

C&I high voltage outdoor solution





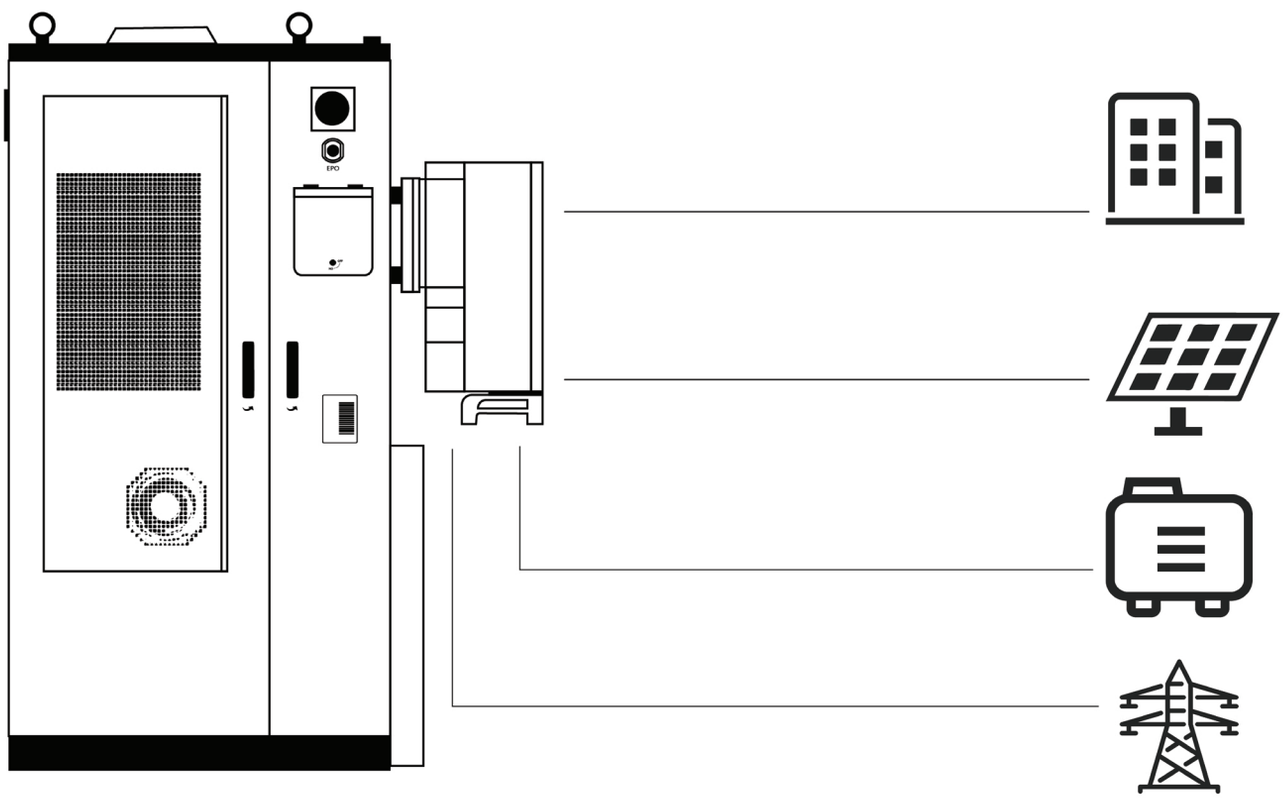

CM-125-HVS
CMHV-260KWH

Hybrid Inverter Parameters

Product Specifications	CM-125-HVS
PV Side	
MPPT Voltage Range	250 ~ 950 V (Max. 1000 V)
MPPT Rated Voltage	720 V
MPPT Rated Voltage (Full Load)	700 ~ 800 V
Max. PV Power	250 kWp
Number of MPPT / Strings per MPPT	8 / 2
Max. Current per MPPT	45 A
Battery Side	
Battery Voltage Range	200 ~ 950 V
Battery Rated Voltage Range	250 ~ 800 V
Max. DC Current	160 A (80 A x 2)
Max. DC Power	125 kW
Number of DC Inputs	2
AC Side (On Grid)	
Nominal AC Output Power	125 kW
Max. AC Output Power	125 kVA
Rated AC Output Current	181 A
Max.AC Input Current	250 A
AC Rated Voltage / Voltage Range	230 / 400 Vac; 220 / 380 Vac; 3L+PE+N; -15% ~ +10%
Nominal Grid Frequency / Frequency Range	50 Hz / 60 Hz (±5 Hz)
THDi	< 3% (100% Load)
Adjustable PF Range	-0.8 (Lagging) ~ 0.8 (Leading)
Backup Output	
Nominal AC Voltage	230 / 400 V; 220 / 380 Vac; 3L+PE+N
THDv	**< 3% (Rated Power)**
Nominal Grid Frequency / Frequency Range	50 Hz / 60 Hz
Nominal AC Output Power	125 kW
Max. AC Output Power (Single-phase)	50 kW
Max. Output Current	220 A
Genset Input	
Max. Input Current	220 A
Efficiency	
Max. Efficiency	98%
Protection	
Reverse DC Connection Protection	Yes
Anti-Islanding Protection	Yes
Over-Temperature Protection	Yes
Grid Monitoring / Earthing Fault Detection	Yes
Insulation Monitoring	Yes
DC / AC Surge Protection	**DC Type II; AC Type II**
AFCI	**Optional**
General Parameters	
Dimensions (W x H x D)	1120 x 760 x 365 mm
Weight	> 95 kg
Topology	**Transformerless**
IP Protection	IP65
Operation Temperature Range	-30°C ~ +50°C
Operation Humidity Range	0 ~ 100% (No Condensing)
Cooling Method	Intelligent Air Cooling
Max. Operation Altitude	**4000 m (> 3000 m Derating)**



CROWN

Note:
The technical data mentioned may be updated or revised due to product development.
The data in this brochure is subject to change without notice.
The latest datasheet and catalogue can be acquired via info@crownmicroglobal.com

Crown Micro FZCO
Address: Plot No. S60806, Jebel Ali Free Zone South, Dubai, United Arab Emirates
Tel: +971 4 8839373 | Fax: +971 4 2561144